

## EDA2R Antibody (monoclonal) (M02)

Mouse monoclonal antibody raised against a partial recombinant EDA2R.

Catalog # AT1849a

### Product Information

---

<b>Application</b>	WB, E
<b>Primary Accession</b>	<a href="#">Q9HAV5</a>
<b>Other Accession</b>	<a href="#">NM_021783</a>
<b>Reactivity</b>	Human, Mouse
<b>Host</b>	mouse
<b>Clonality</b>	monoclonal
<b>Isotype</b>	IgG1 Kappa
<b>Clone Names</b>	3C1
<b>Calculated MW</b>	32759

### Additional Information

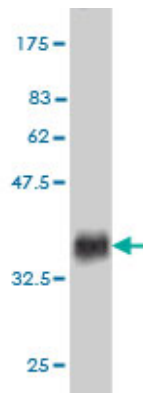
---

<b>Gene ID</b>	60401
<b>Other Names</b>	Tumor necrosis factor receptor superfamily member 27, X-linked ectodysplasin-A2 receptor, EDA-A2 receptor, EDA2R, TNFRSF27, XEDAR
<b>Target/Specificity</b>	EDA2R (NP_068555, 1 a.a. ~ 110 a.a) partial recombinant protein with GST tag. MW of the GST tag alone is 26 KDa.
<b>Dilution</b>	WB~~1:500~1000 E~~N/A
<b>Format</b>	Clear, colorless solution in phosphate buffered saline, pH 7.2 .
<b>Storage</b>	Store at -20°C or lower. Aliquot to avoid repeated freezing and thawing.
<b>Precautions</b>	EDA2R Antibody (monoclonal) (M02) is for research use only and not for use in diagnostic or therapeutic procedures.

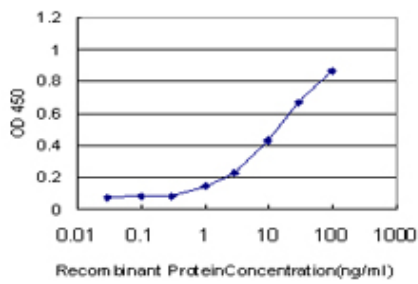
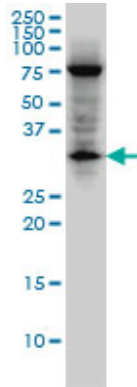
### Images

---

Antibody Reactive Against Recombinant Protein.Western Blot detection against Immunogen (37.84 KDa) .



EDA2R monoclonal antibody (M02), clone 3C1. Western Blot analysis of EDA2R expression in Raw 264.7.



Detection limit for recombinant GST tagged EDA2R is approximately 1ng/ml as a capture antibody.

Please note: All products are 'FOR RESEARCH USE ONLY. NOT FOR USE IN DIAGNOSTIC OR THERAPEUTIC PROCEDURES'.