

ELAVL1 Antibody (monoclonal) (M02)

Mouse monoclonal antibody raised against a partial recombinant ELAVL1.

Catalog # AT1891a

Product Information

Application	WB, IHC, IF, E
Primary Accession	Q15717
Other Accession	BC003376
Reactivity	Human
Host	mouse
Clonality	monoclonal
Isotype	IgG1 Kappa
Clone Names	4G8
Calculated MW	36092

Additional Information

Gene ID	1994
Other Names	ELAV-like protein 1, Hu-antigen R, HuR, ELAVL1, HUR
Target/Specificity	ELAVL1 (AAH03376, 1 a.a. ~ 100 a.a) partial recombinant protein with GST tag. MW of the GST tag alone is 26 KDa.
Dilution	WB~~1:500~1000 IHC~~1:100~500 IF~~1:50~200 E~~N/A
Format	Clear, colorless solution in phosphate buffered saline, pH 7.2 .
Storage	Store at -20°C or lower. Aliquot to avoid repeated freezing and thawing.
Precautions	ELAVL1 Antibody (monoclonal) (M02) is for research use only and not for use in diagnostic or therapeutic procedures.

Background

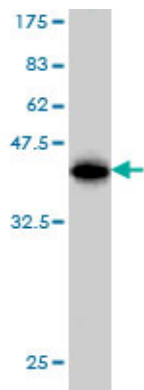
The protein encoded by this gene is a member of the ELAVL protein family. This encoded protein contains 3 RNA-binding domains and binds cis-acting AU-rich elements. It destabilizes mRNAs and thereby regulates gene expression.

References

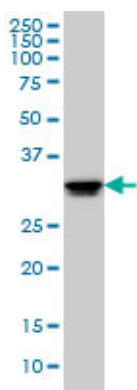
Variation at the NFATC2 Locus Increases the Risk of Thiazolinedione-Induced Edema in the Diabetes REduction Assessment with ramipril and rosiglitazone Medication (DREAM) Study. Bailey SD, et al. Diabetes Care, 2010 Jul 13. PMID 20628086. HuR regulates beta-tubulin isotype expression in ovarian cancer. Raspaglio G, et al. Cancer Res, 2010 Jul 15. PMID 20587520. The RNA binding protein HuR does not interact

directly with HIV-1 reverse transcriptase and does not affect reverse transcription in vitro. Ahn J, et al. Retrovirology, 2010 May 7. PMID 20459669. Novel function and intracellular localization of methionine adenosyltransferase 2beta splicing variants. Xia M, et al. J Biol Chem, 2010 Jun 25. PMID 20421296. The RNA binding protein HuR differentially regulates unique subsets of mRNAs in estrogen receptor negative and estrogen receptor positive breast cancer. Calaluce R, et al. BMC Cancer, 2010 Apr 6. PMID 20370918.

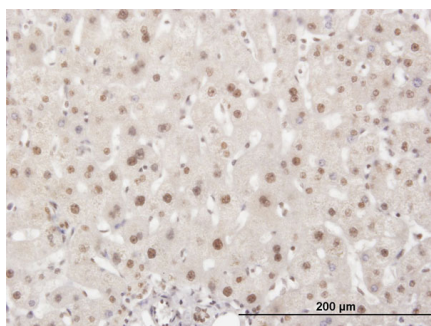
Images



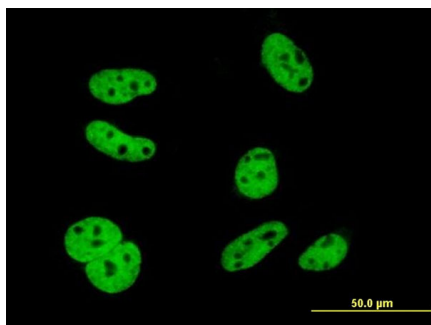
Antibody Reactive Against Recombinant Protein. Western Blot detection against Immunogen (36.74 kDa) .



ELAVL1 monoclonal antibody (M02), clone 4G8 Western Blot analysis of ELAVL1 expression in HeLa (Cat # AT1891a)

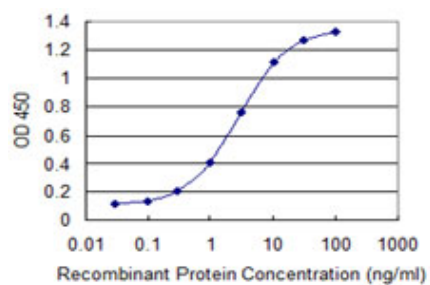


Immunoperoxidase of monoclonal antibody to ELAVL1 on formalin-fixed paraffin-embedded human liver. [antibody concentration 3 ug/ml]



Immunofluorescence of monoclonal antibody to ELAVL1 on HeLa cell . [antibody concentration 10 ug/ml]

Detection limit for recombinant GST tagged ELAVL1 is 0.03 ng/ml as a capture antibody.



Please note: All products are 'FOR RESEARCH USE ONLY. NOT FOR USE IN DIAGNOSTIC OR THERAPEUTIC PROCEDURES'.