

FKBP5 Antibody (monoclonal) (M02)

Mouse monoclonal antibody raised against a full length recombinant FKBP5.

Catalog # AT2058a

Product Information

Application	WB, IF, E
Primary Accession	Q13451
Other Accession	BC042605
Reactivity	Human
Host	mouse
Clonality	monoclonal
Isotype	IgG2b Kappa
Clone Names	3D1-1B10
Calculated MW	51212

Additional Information

Gene ID	2289
Other Names	Peptidyl-prolyl cis-trans isomerase FKBP5, PPIase FKBP5, 51 kDa FK506-binding protein, 51 kDa FKBP, FKBP-51, 54 kDa progesterone receptor-associated immunophilin, Androgen-regulated protein 6, FF1 antigen, FK506-binding protein 5, FKBP-5, FKBP54, p54, HSP90-binding immunophilin, Rotamase, FKBP5, AIG6, FKBP51
Target/Specificity	FKBP5 (AAH42605, 1 a.a. ~ 457 a.a) full-length recombinant protein with GST tag. MW of the GST tag alone is 26 KDa.
Dilution	WB~~1:500~1000 IF~~1:50~200 E~~N/A
Format	Clear, colorless solution in phosphate buffered saline, pH 7.2 .
Storage	Store at -20°C or lower. Aliquot to avoid repeated freezing and thawing.
Precautions	FKBP5 Antibody (monoclonal) (M02) is for research use only and not for use in diagnostic or therapeutic procedures.

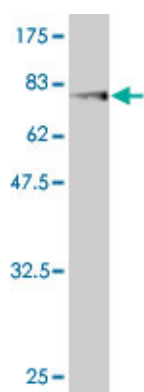
Background

The protein encoded by this gene is a member of the immunophilin protein family, which play a role in immunoregulation and basic cellular processes involving protein folding and trafficking. This encoded protein is a cis-trans prolyl isomerase that binds to the immunosuppressants FK506 and rapamycin. It is thought to mediate calcineurin inhibition. It also interacts functionally with mature hetero-oligomeric progesterone receptor complexes along with the 90 kDa heat shock protein and P23 protein. This gene has been found to have multiple polyadenylation sites. Alternative splicing results in multiple transcript variants.

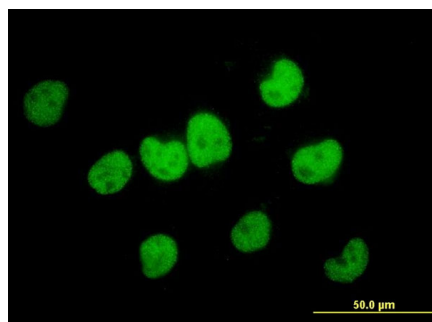
References

Correlation of major depressive disorder symptoms with FKBP5 but not FKBP4 expression in human immunodeficiency virus-infected individuals. Tatro ET, et al. J Neurovirol, 2010 Aug 20. PMID 20726698. Meta-analysis of FKBP5 gene polymorphisms association with treatment response in patients with mood disorders. Zou YF, et al. Neurosci Lett, 2010 Oct 22. PMID 20709156. FKBP5 and resistant attachment predict cortisol reactivity in infants: Gene-environment interaction. Luijk MP, et al. Psychoneuroendocrinology, 2010 May 21. PMID 20547006. Comprehensive copy number variant (CNV) analysis of neuronal pathways genes in psychiatric disorders identifies rare variants within patients. Saus E, et al. J Psychiatr Res, 2010 Apr 14. PMID 20398908. Interaction of FKBP5 with childhood adversity on risk for post-traumatic stress disorder. Xie P, et al. Neuropsychopharmacology, 2010 Jul. PMID 20393453.

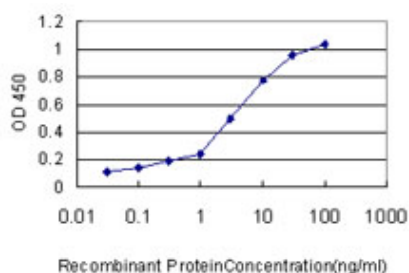
Images



Antibody Reactive Against Recombinant Protein. Western Blot detection against Immunogen (76.01 kDa) .



Immunofluorescence of monoclonal antibody to FKBP5 on HeLa cell . [antibody concentration 10 ug/ml]



Detection limit for recombinant GST tagged FKBP5 is approximately 0.03ng/ml as a capture antibody.

Please note: All products are 'FOR RESEARCH USE ONLY. NOT FOR USE IN DIAGNOSTIC OR THERAPEUTIC PROCEDURES'.