

# FOXA2 Antibody (monoclonal) (M12)

Mouse monoclonal antibody raised against a partial recombinant FOXA2.

Catalog # AT2087a

## Product Information

---

<b>Application</b>	WB, IHC, IF, E
<b>Primary Accession</b>	<a href="#">Q9Y261</a>
<b>Other Accession</b>	<a href="#">NM_021784</a>
<b>Reactivity</b>	Human
<b>Host</b>	Mouse
<b>Clonality</b>	monoclonal
<b>Isotype</b>	IgG1 Kappa
<b>Clone Names</b>	6C12
<b>Calculated MW</b>	48306

## Additional Information

---

<b>Gene ID</b>	3170
<b>Other Names</b>	Hepatocyte nuclear factor 3-beta, HNF-3-beta, HNF-3B, Forkhead box protein A2, Transcription factor 3B, TCF-3B, FOXA2, HNF3B, TCF3B
<b>Target/Specificity</b>	FOXA2 (NP_068556, 363 a.a. ~ 457 a.a) partial recombinant protein with GST tag. MW of the GST tag alone is 26 KDa.
<b>Dilution</b>	WB~~1:500~1000 IHC~~1:100~500 IF~~1:50~200 E~~N/A
<b>Format</b>	Clear, colorless solution in phosphate buffered saline, pH 7.2 .
<b>Storage</b>	Store at -20°C or lower. Aliquot to avoid repeated freezing and thawing.
<b>Precautions</b>	FOXA2 Antibody (monoclonal) (M12) is for research use only and not for use in diagnostic or therapeutic procedures.

## Background

---

This gene encodes a member of the forkhead class of DNA-binding proteins. These hepatocyte nuclear factors are transcriptional activators for liver-specific genes such as albumin and transthyretin, and they also interact with chromatin. Similar family members in mice have roles in the regulation of metabolism and in the differentiation of the pancreas and liver. This gene has been linked to sporadic cases of maturity-onset diabetes of the young. Transcript variants encoding different isoforms have been identified for this gene.

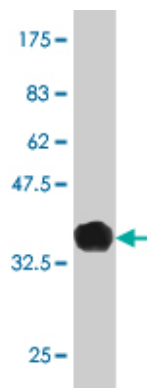
## References

---

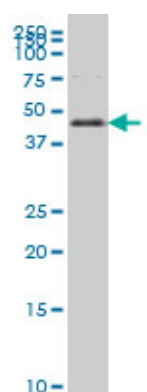
Variation at the NFATC2 Locus Increases the Risk of Thiazolinedinedione-Induced Edema in the Diabetes

REduction Assessment with ramipril and rosiglitazone Medication (DREAM) Study. Bailey SD, et al. Diabetes Care, 2010 Jul 13. PMID 20628086. Foxa2 (HNF-3beta) regulates expression of hepatotrophic factor ALR in liver cells. Dayoub R, et al. Biochem Biophys Res Commun, 2010 May 14. PMID 20382118. Hepatitis C virus differentially modulates activation of forkhead transcription factors and insulin-induced metabolic gene expression. Banerjee A, et al. J Virol, 2010 Jun. PMID 20357092. Loss of FOXA1/2 is essential for the epithelial-to-mesenchymal transition in pancreatic cancer. Song Y, et al. Cancer Res, 2010 Mar 1. PMID 20160041. A weighted false discovery rate control procedure reveals alleles at FOXA2 that influence fasting glucose levels. Xing C, et al. Am J Hum Genet, 2010 Mar 12. PMID 20152958.

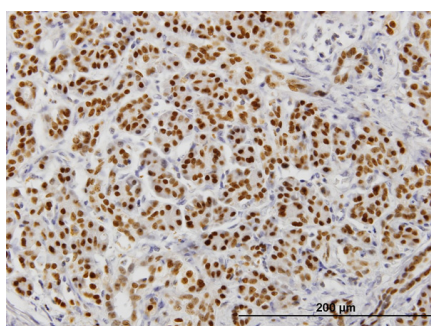
## Images



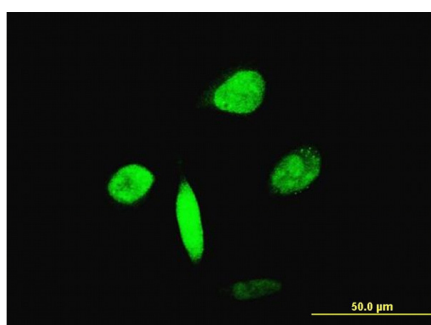
Antibody Reactive Against Recombinant Protein. Western Blot detection against Immunogen (36.19 KDa) .



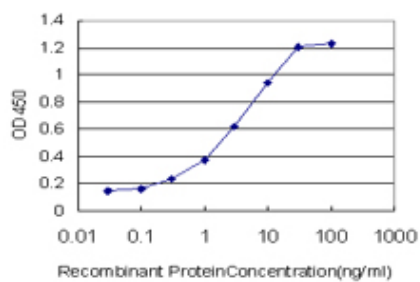
FOXA2 monoclonal antibody (M12), clone 6C12 Western Blot analysis of FOXA2 expression in K-562 ( (Cat # AT2087a )



Immunoperoxidase of monoclonal antibody to FOXA2 on formalin-fixed paraffin-embedded human pancreas. [antibody concentration 0.5 ug/ml]



Immunofluorescence of monoclonal antibody to FOXA2 on HeLa cell. [antibody concentration 10 ug/ml]



Detection limit for recombinant GST tagged FOXA2 is approximately 0.3ng/ml as a capture antibody.

Please note: All products are 'FOR RESEARCH USE ONLY. NOT FOR USE IN DIAGNOSTIC OR THERAPEUTIC PROCEDURES'.