

FVT1 Antibody (monoclonal) (M01)

Mouse monoclonal antibody raised against a full length recombinant FVT1.

Catalog # AT2126a

Product Information

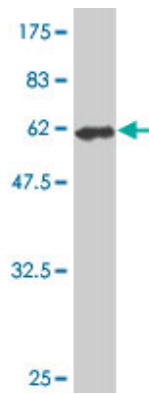
Application	WB, E
Primary Accession	Q06136
Other Accession	BC008797
Reactivity	Human
Host	mouse
Clonality	monoclonal
Isotype	IgG1 kappa
Clone Names	2B2-3C11
Calculated MW	36187

Additional Information

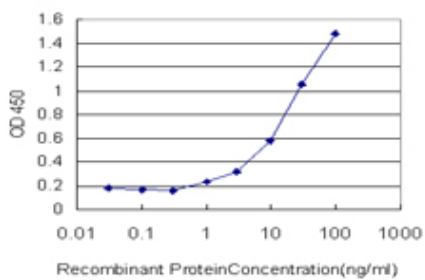

Gene ID	2531
Other Names	3-ketodihydrosphingosine reductase, KDS reductase, 3-dehydrosphinganine reductase, Follicular variant translocation protein 1, FVT-1, KDSR, FVT1
Target/Specificity	FVT1 (AAH08797.1, 12 a.a. ~ 332 a.a) full-length recombinant protein with GST tag. MW of the GST tag alone is 26 KDa.
Dilution	WB~~1:500~1000 E~~N/A
Format	Clear, colorless solution in phosphate buffered saline, pH 7.2 .
Storage	Store at -20°C or lower. Aliquot to avoid repeated freezing and thawing.
Precautions	FVT1 Antibody (monoclonal) (M01) is for research use only and not for use in diagnostic or therapeutic procedures.

Images

Antibody Reactive Against Recombinant Protein.Western
Blot detection against Immunogen (61.05 KDa) .



FVT1 monoclonal antibody (M01), clone 2B2-3C11
Western Blot analysis of FVT1 expression in Jurkat (Cat # AT2126a)



Detection limit for recombinant GST tagged FVT1 is approximately 1ng/ml as a capture antibody.

Please note: All products are 'FOR RESEARCH USE ONLY. NOT FOR USE IN DIAGNOSTIC OR THERAPEUTIC PROCEDURES'.