

GABPA Antibody (monoclonal) (M07)

Mouse monoclonal antibody raised against a partial recombinant GABPA.

Catalog # AT2143a

Product Information

Application	WB, IHC, IF, E
Primary Accession	Q06546
Other Accession	NM_002040
Reactivity	Human
Host	mouse
Clonality	monoclonal
Isotype	IgG1 Kappa
Clone Names	5C8
Calculated MW	51295

Additional Information

Gene ID	2551
Other Names	GA-binding protein alpha chain, GABP subunit alpha, Nuclear respiratory factor 2 subunit alpha, Transcription factor E4TF1-60, GABPA, E4TF1A
Target/Specificity	GABPA (NP_002031, 1 a.a. ~ 100 a.a) partial recombinant protein with GST tag. MW of the GST tag alone is 26 KDa.
Dilution	WB~~1:500~1000 IHC~~1:100~500 IF~~1:50~200 E~~N/A
Format	Clear, colorless solution in phosphate buffered saline, pH 7.2 .
Storage	Store at -20°C or lower. Aliquot to avoid repeated freezing and thawing.
Precautions	GABPA Antibody (monoclonal) (M07) is for research use only and not for use in diagnostic or therapeutic procedures.


Background

This gene encodes one of three GA-binding protein transcription factor subunits which functions as a DNA-binding subunit. Since this subunit shares identity with a subunit encoding the nuclear respiratory factor 2 gene, it is likely involved in activation of cytochrome oxidase expression and nuclear control of mitochondrial function. This subunit also shares identity with a subunit constituting the transcription factor E4TF1, responsible for expression of the adenovirus E4 gene. Because of its chromosomal localization and ability to form heterodimers with other polypeptides, this gene may play a role in the Down Syndrome phenotype.


References

C-Myc is a Nrf2-interacting protein that negatively regulates phase II genes through their electrophile responsive elements. Levy S, et al. IUBMB Life, 2010 Mar. PMID 20232342. Interaction between SNPs in the NRF2 gene and elite endurance performance. Eynon N, et al. Physiol Genomics, 2010 Mar 3. PMID 20028934. Oncogenic NRF2 mutations in squamous cell carcinomas of oesophagus and skin. Kim YR, et al. J Pathol, 2010 Mar. PMID 19967722. Nuclear respiratory factor 2 induces the expression of many but not all human proteins acting in mitochondrial DNA transcription and replication. Bruni F, et al. J Biol Chem, 2010 Feb 5. PMID 19951946. Elucidation of the ELK1 target gene network reveals a role in the coordinate regulation of core components of the gene regulation machinery. Boros J, et al. Genome Res, 2009 Nov. PMID 19687146.

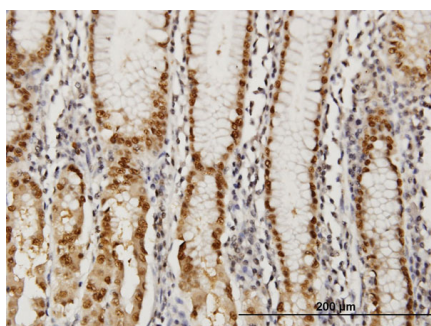
Images



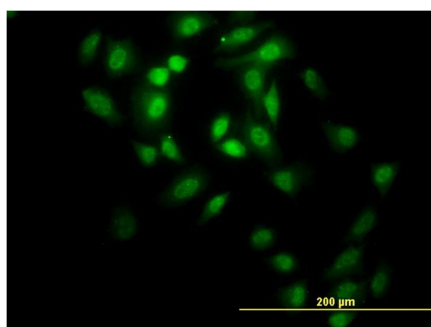
Antibody Reactive Against Recombinant Protein. Western Blot detection against Immunogen (36.74 KDa) .



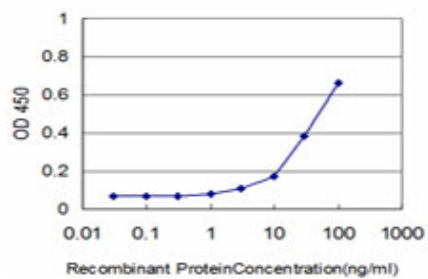
GABPA monoclonal antibody (M07), clone 5C8 Western Blot analysis of GABPA expression in Hela S3 NE ((Cat # AT2143a)



Immunoperoxidase of monoclonal antibody to GABPA on formalin-fixed paraffin-embedded human stomach. [antibody concentration 3 ug/ml]



Immunofluorescence of monoclonal antibody to GABPA on HeLa cell. [antibody concentration 10 ug/ml]



Detection limit for recombinant GST tagged GABPA is approximately 3ng/ml as a capture antibody.

Please note: All products are 'FOR RESEARCH USE ONLY. NOT FOR USE IN DIAGNOSTIC OR THERAPEUTIC PROCEDURES'.