

GATA3 Antibody (monoclonal) (M09)

Mouse monoclonal antibody raised against a partial recombinant GATA3.

Catalog # AT2163a

Product Information

Application	WB, E
Primary Accession	P23771
Other Accession	NM_001002295
Reactivity	Human
Host	mouse
Clonality	monoclonal
Isotype	IgG1 Kappa
Clone Names	3A4
Calculated MW	47916

Additional Information

Gene ID	2625
Other Names	Trans-acting T-cell-specific transcription factor GATA-3, GATA-binding factor 3, GATA3
Target/Specificity	GATA3 (NP_001002295.1, 103 a.a. ~ 200 a.a) partial recombinant protein with GST tag. MW of the GST tag alone is 26 KDa.
Dilution	WB~~1:500~1000 E~~N/A
Format	Clear, colorless solution in phosphate buffered saline, pH 7.2 .
Storage	Store at -20°C or lower. Aliquot to avoid repeated freezing and thawing.
Precautions	GATA3 Antibody (monoclonal) (M09) is for research use only and not for use in diagnostic or therapeutic procedures.

Background


This gene encodes a protein which belongs to the GATA family of transcription factors. The protein contains two GATA-type zinc fingers and is an important regulator of T-cell development and plays an important role in endothelial cell biology. Defects in this gene are the cause of hypoparathyroidism with sensorineural deafness and renal dysplasia.

References

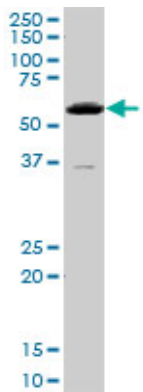
Interleukin-9 polymorphism in infants with respiratory syncytial virus infection: an opposite effect in boys and girls. Schuurhof A, et al. Pediatr Pulmonol, 2010 Jun. PMID 20503287. GATA3 siRNA inhibits the binding

of NFAT1 to interleukin-13 promoter in human T cells. Yao X, et al. Chin Med J (Engl), 2010 Mar 20. PMID 20368097. New genetic associations detected in a host response study to hepatitis B vaccine. Davila S, et al. Genes Immun, 2010 Apr. PMID 20237496. Lck mediates Th2 differentiation through effects on T-bet and GATA-3. Kemp KL, et al. J Immunol, 2010 Apr 15. PMID 20237292. GATA3 inhibits breast cancer metastasis through the reversal of epithelial-mesenchymal transition. Yan W, et al. J Biol Chem, 2010 Apr 30. PMID 20189993.

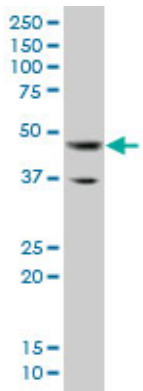
Images



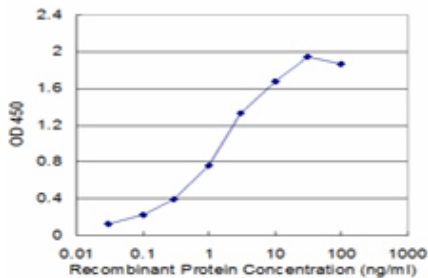
Antibody Reactive Against Recombinant Protein. Western Blot detection against Immunogen (36.52 KDa) .



GATA3 monoclonal antibody (M09), clone 3A4. Western Blot analysis of GATA3 expression in HeLa S3 NE (Cat # AT2163a)



GATA3 monoclonal antibody (M09), clone 3A4. Western Blot analysis of GATA3 expression in Jurkat (Cat # AT2163a)



Detection limit for recombinant GST tagged GATA3 is approximately 0.03ng/ml as a capture antibody.

Please note: All products are 'FOR RESEARCH USE ONLY. NOT FOR USE IN DIAGNOSTIC OR THERAPEUTIC PROCEDURES'.