

HERC3 Antibody (monoclonal) (M01)

Mouse monoclonal antibody raised against a partial recombinant HERC3.

Catalog # AT2351a

Product Information

Application	WB, IHC, E
Primary Accession	Q15034
Other Accession	NM_014606
Reactivity	Human
Host	mouse
Clonality	monoclonal
Isotype	IgG1 Kappa
Clone Names	2C1
Calculated MW	117188

Additional Information

Gene ID	8916
Other Names	Probable E3 ubiquitin-protein ligase HERC3, 632-, HECT domain and RCC1-like domain-containing protein 3, HERC3, KIAA0032
Target/Specificity	HERC3 (NP_055421, 1 a.a. ~ 109 a.a) partial recombinant protein with GST tag. MW of the GST tag alone is 26 KDa.
Dilution	WB~~1:500~1000 IHC~~1:100~500 E~~N/A
Format	Clear, colorless solution in phosphate buffered saline, pH 7.2 .
Storage	Store at -20°C or lower. Aliquot to avoid repeated freezing and thawing.
Precautions	HERC3 Antibody (monoclonal) (M01) is for research use only and not for use in diagnostic or therapeutic procedures.

Background

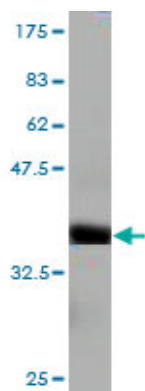
HERC3 belongs to the HERC family of ubiquitin ligases, all of which contain a HECT domain and at least 1 RCC1 (MIM 179710)-like domain (RLD). The 350-amino acid HECT domain is predicted to catalyze the formation of a thioester with ubiquitin before transferring it to a substrate, and the RLD is predicted to act as a guanine nucleotide exchange factor for small G proteins (Hochrainer et al., 2005 [PubMed 15676274]).

References

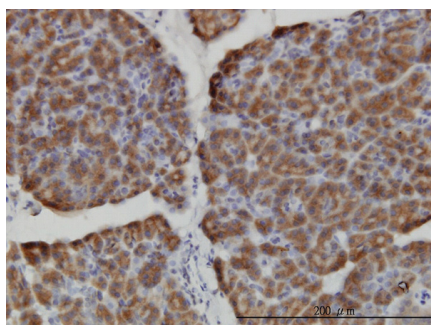
Personalized smoking cessation: interactions between nicotine dose, dependence and quit-success genotype score. Rose JE, et al. Mol Med, 2010 Jul-Aug. PMID 20379614. Highly homologous HERC proteins localize to

endosomes and exhibit specific interactions with hPLIC and Nm23B. Hochrainer K, et al. Cell Mol Life Sci, 2008 Jul. PMID 18535780. The human HERC family of ubiquitin ligases: novel members, genomic organization, expression profiling, and evolutionary aspects. Hochrainer K, et al. Genomics, 2005 Feb. PMID 15676274. Generation and initial analysis of more than 15,000 full-length human and mouse cDNA sequences. Strausberg RL, et al. Proc Natl Acad Sci U S A, 2002 Dec 24. PMID 12477932. HERC3 binding to and regulation by ubiquitin. Cruz C, et al. FEBS Lett, 2001 Jan 12. PMID 11163799.

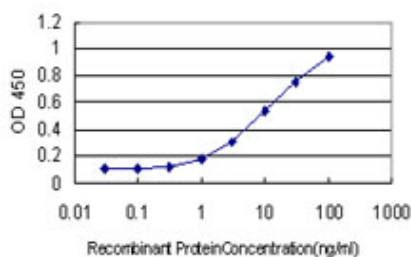
Images



Antibody Reactive Against Recombinant Protein. Western Blot detection against Immunogen (37.73 KDa) .



Immunoperoxidase of monoclonal antibody to HERC3 on formalin-fixed paraffin-embedded human pancreas. [antibody concentration 3 ug/ml]



Detection limit for recombinant GST tagged HERC3 is approximately 0.1 ng/ml as a capture antibody.

Please note: All products are 'FOR RESEARCH USE ONLY. NOT FOR USE IN DIAGNOSTIC OR THERAPEUTIC PROCEDURES'.