

HNRPM Antibody (monoclonal) (M01)

Mouse monoclonal antibody raised against a partial recombinant HNRPM.

Catalog # AT2398a

Product Information

Application	WB, IF, E
Primary Accession	P52272
Other Accession	NM_005968
Reactivity	Human
Host	mouse
Clonality	monoclonal
Isotype	IgG2b Kappa
Clone Names	2B6
Calculated MW	77516

Additional Information

Gene ID	4670
Other Names	Heterogeneous nuclear ribonucleoprotein M, hnRNP M, HNRNPM, HNRPM, NAGR1
Target/Specificity	HNRPM (NP_005959, 17 a.a. ~ 112 a.a) partial recombinant protein with GST tag. MW of the GST tag alone is 26 KDa.
Dilution	WB~~1:500~1000 IF~~1:50~200 E~~N/A
Format	Clear, colorless solution in phosphate buffered saline, pH 7.2 .
Storage	Store at -20°C or lower. Aliquot to avoid repeated freezing and thawing.
Precautions	HNRPM Antibody (monoclonal) (M01) is for research use only and not for use in diagnostic or therapeutic procedures.

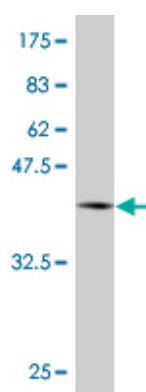
Background

This gene belongs to the subfamily of ubiquitously expressed heterogeneous nuclear ribonucleoproteins (hnRNPs). The hnRNPs are RNA binding proteins and they complex with heterogeneous nuclear RNA (hnRNA). These proteins are associated with pre-mRNAs in the nucleus and appear to influence pre-mRNA processing and other aspects of mRNA metabolism and transport. While all of the hnRNPs are present in the nucleus, some seem to shuttle between the nucleus and the cytoplasm. The hnRNP proteins have distinct nucleic acid binding properties. The protein encoded by this gene has three repeats of quasi-RRM domains that bind to RNAs. This protein also constitutes a monomer of the N-acetylglucosamine-specific receptor which is postulated to trigger selective recycling of immature GlcNAc-bearing thyroglobulin molecules. Multiple alternatively spliced transcript variants are known for this gene but only two transcripts has been isolated.

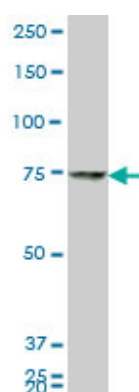
References

Direct interaction between hnRNP-M and CDC5L/PLRG1 proteins affects alternative splice site choice. LI?res D, et al. EMBO Rep, 2010 Jun. PMID 20467437.hnRNP M interacts with PSF and p54(nrb) and co-localizes within defined nuclear structures. Marko M, et al. Exp Cell Res, 2010 Feb 1. PMID 19874820.cis-acting sequences and trans-acting factors in the localization of mRNA for mitochondrial ribosomal proteins. Russo A, et al. Biochim Biophys Acta, 2008 Dec. PMID 18790094.Cloning and characterization of a novel deletion mutant of heterogeneous nuclear ribonucleoprotein M4 from human dendritic cells. Huang X, et al. Sci China C Life Sci, 2000 Dec. PMID 18726360.Systematic analysis of the protein interaction network for the human transcription machinery reveals the identity of the 7SK capping enzyme. Jeronimo C, et al. Mol Cell, 2007 Jul 20. PMID 17643375.

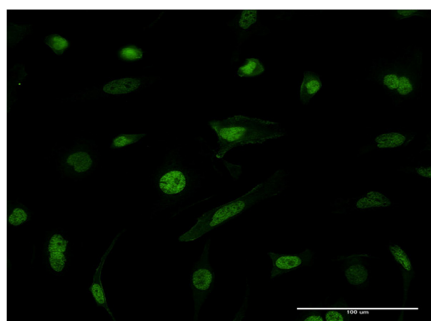
Images



Antibody Reactive Against Recombinant Protein. Western Blot detection against Immunogen (36.3 KDa) .

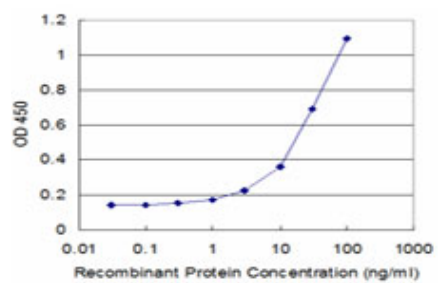


HNRPM monoclonal antibody (M01), clone 2B6. Western Blot analysis of HNRPM expression in HepG2 ((Cat # AT2398a)



Immunofluorescence of monoclonal antibody to HNRNPM on HeLa cell . [antibody concentration 10 ug/ml]

Detection limit for recombinant GST tagged HNRPM is approximately 1ng/ml as a capture antibody.



Please note: All products are 'FOR RESEARCH USE ONLY. NOT FOR USE IN DIAGNOSTIC OR THERAPEUTIC PROCEDURES'.