

HOXA11 Antibody (monoclonal) (M08)

Mouse monoclonal antibody raised against a partial recombinant HOXA11.

Catalog # AT2404a

Product Information

Application	WB, IF, E
Primary Accession	P31270
Other Accession	NM_005523
Reactivity	Human, Mouse
Host	mouse
Clonality	monoclonal
Isotype	IgG3 Kappa
Clone Names	5A3
Calculated MW	34486

Additional Information

Gene ID	3207
Other Names	Homeobox protein Hox-A11, Homeobox protein Hox-1I, HOXA11, HOX1I
Target/Specificity	HOXA11 (NP_005514, 60 a.a. ~ 166 a.a) partial recombinant protein with GST tag. MW of the GST tag alone is 26 KDa.
Dilution	WB~~1:500~1000 IF~~1:50~200 E~~N/A
Format	Clear, colorless solution in phosphate buffered saline, pH 7.2 .
Storage	Store at -20°C or lower. Aliquot to avoid repeated freezing and thawing.
Precautions	HOXA11 Antibody (monoclonal) (M08) is for research use only and not for use in diagnostic or therapeutic procedures.

Background

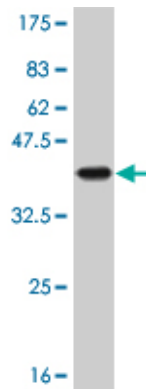
In vertebrates, the genes encoding the class of transcription factors called homeobox genes are found in clusters named A, B, C, and D on four separate chromosomes. Expression of these proteins is spatially and temporally regulated during embryonic development. This gene is part of the A cluster on chromosome 7 and encodes a DNA-binding transcription factor which may regulate gene expression, morphogenesis, and differentiation. This gene is involved in the regulation of uterine development and is required for female fertility. Mutations in this gene can cause radio-ulnar synostosis with amegakaryocytic thrombocytopenia.

References

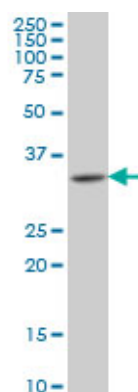
HOX A10 and HOX A11 mutation scan in congenital malformations of the female genital tract. Liatsikos SA, et

al. Reprod Biomed Online, 2010 Jul. PMID 20457539. Altered transmission of HOX and apoptotic SNPs identify a potential common pathway for clubfoot. Ester AR, et al. Am J Med Genet A, 2009 Dec. PMID 19938081. HoxA-11 and FOXO1A cooperate to regulate decidual prolactin expression: towards inferring the core transcriptional regulators of decidual genes. Lynch VJ, et al. PLoS One, 2009 Sep 3. PMID 19727442. DNA methylation analysis in liquid-based cytology for cervical cancer screening. Apostolidou S, et al. Int J Cancer, 2009 Dec 15. PMID 19609949. High-density association study of 383 candidate genes for volumetric BMD at the femoral neck and lumbar spine among older men. Yerges LM, et al. J Bone Miner Res, 2009 Dec. PMID 19453261.

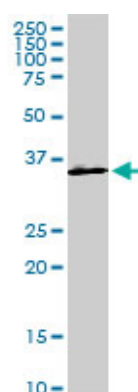
Images



Antibody Reactive Against Recombinant Protein. Western Blot detection against Immunogen (37.51 KDa) .

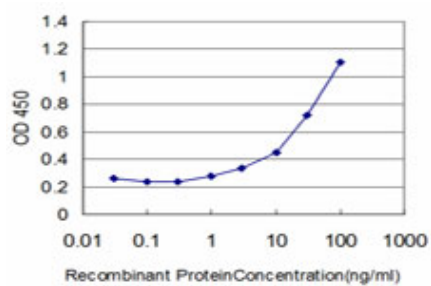
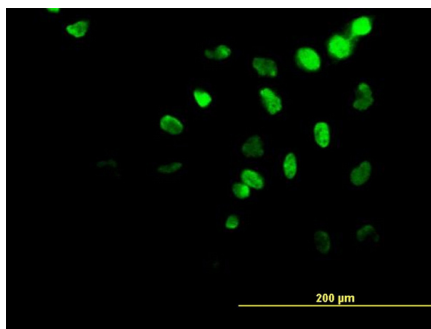


HOXA11 monoclonal antibody (M08), clone 5A3. Western Blot analysis of HOXA11 expression in Raw 264.7.



HOXA11 monoclonal antibody (M08), clone 5A3. Western Blot analysis of HOXA11 expression in NIH/3T3 (Cat # AT2404a)

Immunofluorescence of monoclonal antibody to HOXA11 on HeLa cell. [antibody concentration 10 ug/ml]



Detection limit for recombinant GST tagged HOXA11 is approximately 1ng/ml as a capture antibody.

Please note: All products are 'FOR RESEARCH USE ONLY. NOT FOR USE IN DIAGNOSTIC OR THERAPEUTIC PROCEDURES'.