

HSPA1L Antibody (monoclonal) (M02)

Mouse monoclonal antibody raised against a partial recombinant HSPA1L.

Catalog # AT2446a

Product Information

Application	WB, IHC, E
Primary Accession	P34931
Other Accession	NM_005527
Reactivity	Human, Rat
Host	mouse
Clonality	monoclonal
Isotype	IgG1 Kappa
Clone Names	7H6
Calculated MW	70375

Additional Information

Gene ID	3305
Other Names	Heat shock 70 kDa protein 1-like, Heat shock 70 kDa protein 1L, Heat shock 70 kDa protein 1-Hom, HSP70-Hom, HSPA1L
Target/Specificity	HSPA1L (NP_005518, 561 a.a. ~ 641 a.a) partial recombinant protein with GST tag. MW of the GST tag alone is 26 KDa.
Dilution	WB~~1:500~1000 IHC~~1:100~500 E~~N/A
Format	Clear, colorless solution in phosphate buffered saline, pH 7.2 .
Storage	Store at -20°C or lower. Aliquot to avoid repeated freezing and thawing.
Precautions	HSPA1L Antibody (monoclonal) (M02) is for research use only and not for use in diagnostic or therapeutic procedures.

Background

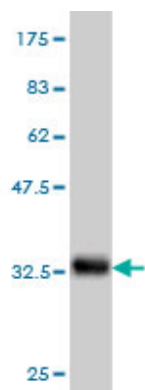
This gene encodes a 70kDa heat shock protein. In conjunction with other heat shock proteins, this protein stabilizes existing proteins against aggregation and mediates the folding of newly translated proteins in the cytosol and in organelles. The gene is located in the major histocompatibility complex class III region, in a cluster with two closely related genes which also encode isoforms of the 70kDa heat shock protein.

References


Association of Polymorphisms of Heat Shock Protein 70 with Susceptibility to Noise-Induced Hearing Loss in the Taiwanese Population. Chang NC, et al. Audiol Neurotol, 2010 Aug 12. PMID 20714140. The relationship

between three heat shock protein 70 gene polymorphisms and susceptibility to lung cancer. Wang Y, et al. Clin Chem Lab Med, 2010 Aug 13. PMID 20704535. Variation at the NFATC2 Locus Increases the Risk of Thiazolinedinedione-Induced Edema in the Diabetes REduction Assessment with ramipril and rosiglitazone Medication (DREAM) Study. Bailey SD, et al. Diabetes Care, 2010 Jul 13. PMID 20628086. Examination of genetic polymorphisms in newborns for signatures of sex-specific prenatal selection. Ucisik-Akkaya E, et al. Mol Hum Reprod, 2010 Oct. PMID 20587610. [Effect of HSP70 gene polymorphism on genetic susceptibility of pneumoconiosis of coal worker] Zhou F, et al. Wei Sheng Yan Jiu, 2010 May. PMID 20568452.

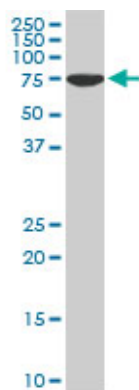
Images



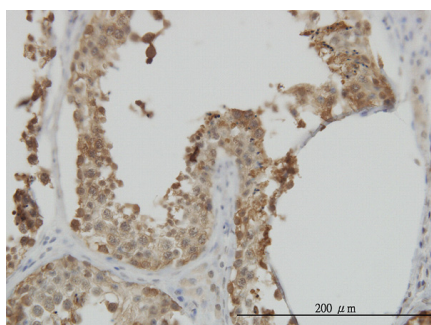
Antibody Reactive Against Recombinant Protein. Western Blot detection against Immunogen (34.65 KDa) .



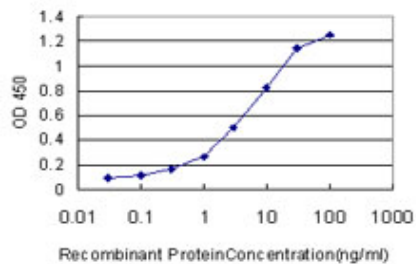
HSPA1L monoclonal antibody (M02), clone 7H6 Western Blot analysis of HSPA1L expression in HeLa ((Cat # AT2446a)



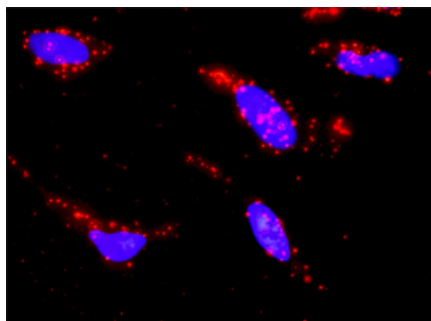
HSPA1L monoclonal antibody (M02), clone 7H6. Western Blot analysis of HSPA1L expression in PC-12 ((Cat # AT2446a)



Immunoperoxidase of monoclonal antibody to HSPA1L on formalin-fixed paraffin-embedded human testis. [antibody concentration 3 ug/ml]



Detection limit for recombinant GST tagged HSPA1L is approximately 0.1 ng/ml as a capture antibody.



Proximity Ligation Analysis of protein-protein interactions between MAP3K7 and HSPA1L. HeLa cells were stained with anti-MAP3K7 rabbit purified polyclonal 1:1200 and anti-HSPA1L mouse monoclonal antibody 1:50. Each red dot represents the detection of protein-protein interaction complex, and nuclei were counterstained with DAPI (blue).

Please note: All products are 'FOR RESEARCH USE ONLY. NOT FOR USE IN DIAGNOSTIC OR THERAPEUTIC PROCEDURES'.