

HSPA2 Antibody (monoclonal) (M02)

Mouse monoclonal antibody raised against a full length recombinant HSPA2.

Catalog # AT2447a

Product Information


Application	WB, IF, IP, E
Primary Accession	P54652
Other Accession	BC001752
Reactivity	Human
Host	mouse
Clonality	monoclonal
Isotype	IgG3 Kappa
Clone Names	3H7
Calculated MW	70021

Additional Information

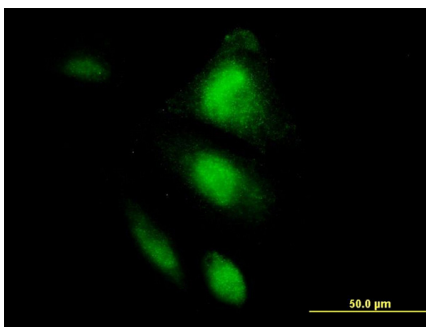
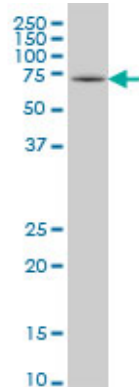
Gene ID	3306
Other Names	Heat shock-related 70 kDa protein 2, Heat shock 70 kDa protein 2, HSPA2
Target/Specificity	HSPA2 (AAH01752, 1 a.a. ~ 639 a.a) full-length recombinant protein with GST tag. MW of the GST tag alone is 26 KDa.
Dilution	WB~~1:500~1000 IF~~1:50~200 IP~~N/A E~~N/A
Format	Clear, colorless solution in phosphate buffered saline, pH 7.2 .
Storage	Store at -20°C or lower. Aliquot to avoid repeated freezing and thawing.
Precautions	HSPA2 Antibody (monoclonal) (M02) is for research use only and not for use in diagnostic or therapeutic procedures.

Images

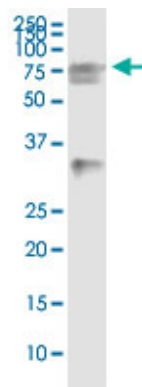
Antibody Reactive Against Recombinant Protein.Western
Blot detection against Immunogen (96.03 KDa) .



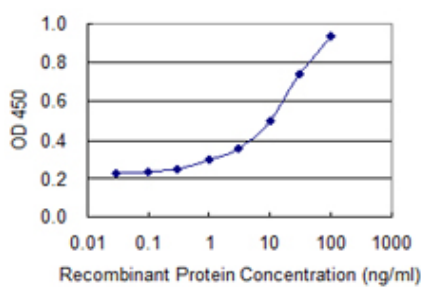
HSPA2 monoclonal antibody (M02), clone 3H7 Western Blot analysis of HSPA2 expression in HepG2 (Cat # AT2447a)



Immunofluorescence of monoclonal antibody to HSPA2 on HepG2 cell. [antibody concentration 10 ug/ml]



Immunoprecipitation of HSPA2 transfected lysate using anti-HSPA2 monoclonal antibody and Protein A Magnetic Bead ([U0007](#)), and immunoblotted with HSPA2 MaxPab rabbit polyclonal antibody.



Detection limit for recombinant GST tagged HSPA2 is 0.3 ng/ml as a capture antibody.

Please note: All products are 'FOR RESEARCH USE ONLY. NOT FOR USE IN DIAGNOSTIC OR THERAPEUTIC PROCEDURES'.