

IKBKAP Antibody (monoclonal) (M03)

Mouse monoclonal antibody raised against a partial recombinant IKBKAP.

Catalog # AT2498a

Product Information

Application	WB, IHC, E
Primary Accession	O95163
Other Accession	NM_003640
Reactivity	Human
Host	Mouse
Clonality	monoclonal
Isotype	IgG1 Kappa
Clone Names	6G9
Calculated MW	150254

Additional Information

Gene ID	8518
Other Names	Elongator complex protein 1, ELP1, IkappaB kinase complex-associated protein, IKK complex-associated protein, p150, IKBKAP, ELP1, IKAP
Target/Specificity	IKBKAP (NP_003631, 1242 a.a. ~ 1331 a.a) partial recombinant protein with GST tag. MW of the GST tag alone is 26 KDa.
Dilution	WB~~1:500~1000 IHC~~1:100~500 E~~N/A
Format	Clear, colorless solution in phosphate buffered saline, pH 7.2 .
Storage	Store at -20°C or lower. Aliquot to avoid repeated freezing and thawing.
Precautions	IKBKAP Antibody (monoclonal) (M03) is for research use only and not for use in diagnostic or therapeutic procedures.

Background

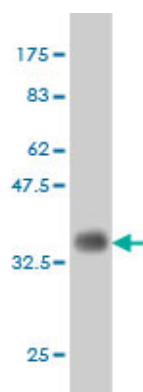
The protein encoded by this gene is a scaffold protein and a regulator for 3 different kinases involved in proinflammatory signaling. This encoded protein can bind NF-kappa-B-inducing kinase (NIK) and IKKs through separate domains and assemble them into an active kinase complex. Mutations in this gene have been associated with familial dysautonomia.

References

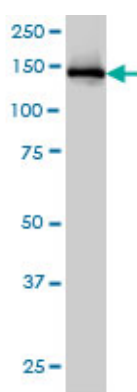
Variation at the NFATC2 Locus Increases the Risk of Thiazolinedione-Induced Edema in the Diabetes REduction Assessment with ramipril and rosiglitazone Medication (DREAM) Study. Bailey SD, et al. Diabetes

Care, 2010 Jul 13. PMID 20628086. Interleukin-9 polymorphism in infants with respiratory syncytial virus infection: an opposite effect in boys and girls. Schuurhof A, et al. *Pediatr Pulmonol*, 2010 Jun. PMID 20503287. Fine mapping of the 9q31 Hirschsprung's disease locus. Tang CS, et al. *Hum Genet*, 2010 Jun. PMID 20361209. Application of gene network analysis techniques identifies AXIN1/PDIA2 and endoglin haplotypes associated with bicuspid aortic valve. Wooten EC, et al. *PLoS One*, 2010 Jan 21. PMID 20098615. Gene-centric association signals for lipids and apolipoproteins identified via the HumanCVD BeadChip. Talmud PJ, et al. *Am J Hum Genet*, 2009 Nov. PMID 19913121.

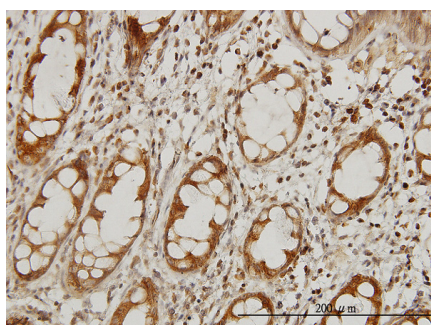
Images



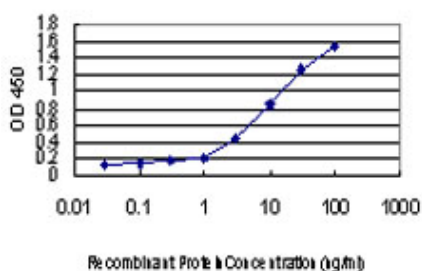
Antibody Reactive Against Recombinant Protein. Western Blot detection against Immunogen (35.64 kDa) .



IKBKAP monoclonal antibody (M03), clone 6G9 Western Blot analysis of IKBKAP expression in HeLa (Cat # AT2498a)



Immunoperoxidase of monoclonal antibody to IKBKAP on formalin-fixed paraffin-embedded human colon. [antibody concentration 3 ug/ml]



Detection limit for recombinant GST tagged IKBKAP is approximately 0.3ng/ml as a capture antibody.