

IRF2 Antibody (monoclonal) (M02)

Mouse monoclonal antibody raised against a partial recombinant IRF2.

Catalog # AT2542a

Product Information

Application	WB, IHC, IF, E
Primary Accession	P14316
Other Accession	NM_002199
Reactivity	Human
Host	mouse
Clonality	monoclonal
Isotype	IgG2a Kappa
Clone Names	3B5
Calculated MW	39354

Additional Information

Gene ID	3660
Other Names	Interferon regulatory factor 2, IRF-2, IRF2
Target/Specificity	IRF2 (NP_002190, 216 a.a. ~ 315 a.a) partial recombinant protein with GST tag. MW of the GST tag alone is 26 KDa.
Dilution	WB~~1:500~1000 IHC~~1:100~500 IF~~1:50~200 E~~N/A
Format	Clear, colorless solution in phosphate buffered saline, pH 7.2 .
Storage	Store at -20°C or lower. Aliquot to avoid repeated freezing and thawing.
Precautions	IRF2 Antibody (monoclonal) (M02) is for research use only and not for use in diagnostic or therapeutic procedures.

Background


IRF2 encodes interferon regulatory factor 2, a member of the interferon regulatory transcription factor (IRF) family. IRF2 competitively inhibits the IRF1-mediated transcriptional activation of interferons alpha and beta, and presumably other genes that employ IRF1 for transcription activation. However, IRF2 also functions as a transcriptional activator of histone H4.

References

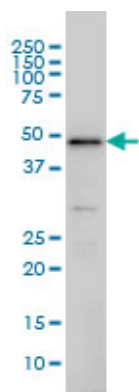
Personalized smoking cessation: interactions between nicotine dose, dependence and quit-success genotype score. Rose JE, et al. Mol Med, 2010 Jul-Aug. PMID 20379614. Interferon regulatory factor (IRF)-2 activates the HPV-16 E6-E7 promoter in keratinocytes. Lace MJ, et al. Virology, 2010 Apr 10. PMID 20129639. Enhanced

RIG-I expression is mediated by interferon regulatory factor-2 in peripheral blood B cells from hepatitis C virus-infected patients. Masumi A, et al. *Biochem Biophys Res Commun*, 2010 Jan 22. PMID 20034464. Role of polypyrimidine tract binding protein in mediating internal initiation of translation of interferon regulatory factor 2 RNA. Dhar D, et al. *PLoS One*, 2009 Sep 16. PMID 19756143. Analyses of associations with asthma in four asthma population samples from Canada and Australia. Daley D, et al. *Hum Genet*, 2009 May. PMID 19247692.

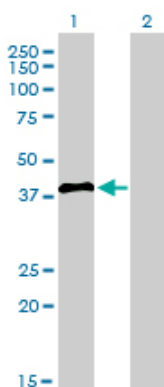
Images



Antibody Reactive Against Recombinant Protein. Western Blot detection against Immunogen (36.74 kDa) .

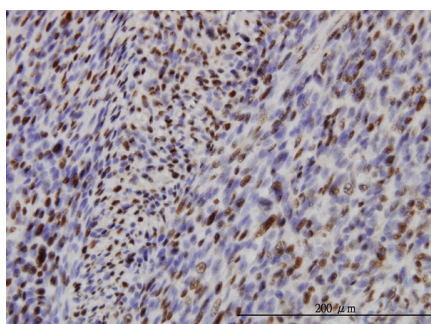


IRF2 monoclonal antibody (M02), clone 3B5 Western Blot analysis of IRF2 expression in Hela S3 NE ((Cat # AT2542a)

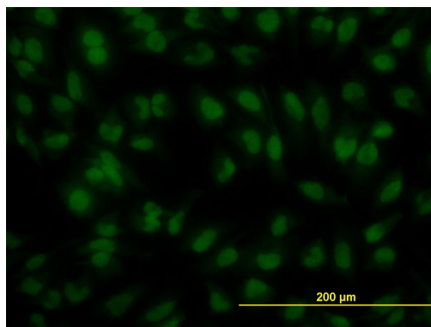


Western Blot analysis of IRF2 expression in transfected 293T cell line by IRF2 monoclonal antibody (M02), clone 3B5.

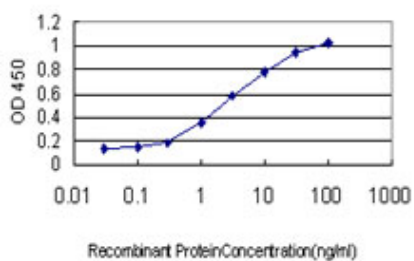
Lane 1: IRF2 transfected lysate(39.4 kDa).
Lane 2: Non-transfected lysate.



Immunoperoxidase of monoclonal antibody to IRF2 on formalin-fixed paraffin-embedded human leiomyosarcoma. [antibody concentration 3 ug/ml]



Immunofluorescence of monoclonal antibody to IRF2 on HeLa cell. [antibody concentration 10 ug/ml]



Detection limit for recombinant GST tagged IRF2 is approximately 0.1ng/ml as a capture antibody.

Please note: All products are 'FOR RESEARCH USE ONLY. NOT FOR USE IN DIAGNOSTIC OR THERAPEUTIC PROCEDURES'.