

KHSRP Antibody (monoclonal) (M01)

Mouse monoclonal antibody raised against a partial recombinant KHSRP.

Catalog # AT2608a

Product Information

Application	WB, IHC, IF, E
Primary Accession	Q92945
Other Accession	NM_003685
Reactivity	Human
Host	mouse
Clonality	monoclonal
Isotype	IgG2b Kappa
Clone Names	4C10
Calculated MW	73115

Additional Information

Gene ID	8570
Other Names	Far upstream element-binding protein 2, FUSE-binding protein 2, KH type-splicing regulatory protein, KSRP, p75, KHSRP, FUBP2
Target/Specificity	KHSRP (NP_003676, 151 a.a. ~ 239 a.a) partial recombinant protein with GST tag. MW of the GST tag alone is 26 KDa.
Dilution	WB~~1:500~1000 IHC~~1:100~500 IF~~1:50~200 E~~N/A
Format	Clear, colorless solution in phosphate buffered saline, pH 7.2 .
Storage	Store at -20°C or lower. Aliquot to avoid repeated freezing and thawing.
Precautions	KHSRP Antibody (monoclonal) (M01) is for research use only and not for use in diagnostic or therapeutic procedures.

Background

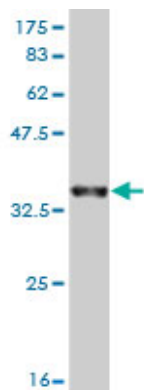
The KHSRP gene encodes a multifunctional RNA-binding protein implicated in a variety of cellular processes, including transcription, alternative pre-mRNA splicing, and mRNA localization (Min et al., 1997 [PubMed 9136930]; Gherzi et al., 2004 [PubMed 15175153]).

References

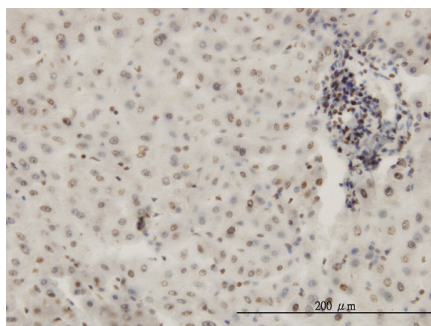
Antagonistic role of hnRNP A1 and KSRP in the regulation of let-7a biogenesis. Michlewski G, et al. Nat Struct Mol Biol, 2010 Aug. PMID 20639884. Dishevelled-KSRP complex regulates Wnt signaling through post-transcriptional stabilization of beta-catenin mRNA. Bikkavilli RK, et al. J Cell Sci, 2010 Apr 15. PMID

20332102.KSRP-PMR1-exosome association determines parathyroid hormone mRNA levels and stability in transfected cells. Nechama M, et al. BMC Cell Biol, 2009 Sep 23. PMID 19775426.Overexpression of far upstream element binding proteins: a mechanism regulating proliferation and migration in liver cancer cells. Malz M, et al. Hepatology, 2009 Oct. PMID 19585652.The RNA-binding protein KSRP promotes the biogenesis of a subset of microRNAs. Trabucchi M, et al. Nature, 2009 Jun 18. PMID 19458619.

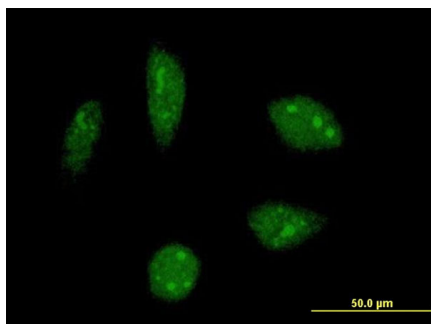
Images



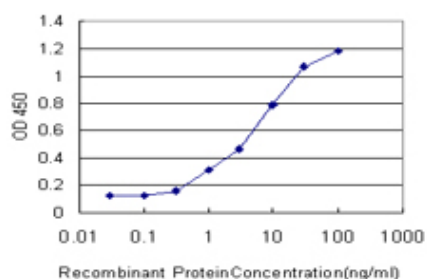
Antibody Reactive Against Recombinant Protein.Western Blot detection against Immunogen (35.53 KDa) .



Immunoperoxidase of monoclonal antibody to KHSRP on formalin-fixed paraffin-embedded human liver. [antibody concentration 3 ug/ml]



Immunofluorescence of monoclonal antibody to KHSRP on HeLa cell . [antibody concentration 10 ug/ml]



Detection limit for recombinant GST tagged KHSRP is approximately 0.3ng/ml as a capture antibody.

Please note: All products are 'FOR RESEARCH USE ONLY. NOT FOR USE IN DIAGNOSTIC OR THERAPEUTIC PROCEDURES'.