

KRT18 Antibody (monoclonal) (M03)

Mouse monoclonal antibody raised against a full length recombinant KRT18.

Catalog # AT2656a

Product Information

Application	WB, IF, E
Primary Accession	P05783
Other Accession	BC020982
Reactivity	Human
Host	mouse
Clonality	monoclonal
Isotype	IgG2b Kappa
Clone Names	1G8
Calculated MW	48058

Additional Information

Gene ID	3875
Other Names	Keratin, type I cytoskeletal 18, Cell proliferation-inducing gene 46 protein, Cytokeratin-18, CK-18, Keratin-18, K18, KRT18, CYK18
Target/Specificity	KRT18 (AAH20982, 1 a.a. ~ 430 a.a) full-length recombinant protein with GST tag. MW of the GST tag alone is 26 KDa.
Dilution	WB~~1:500~1000 IF~~1:50~200 E~~N/A
Format	Clear, colorless solution in phosphate buffered saline, pH 7.2 .
Storage	Store at -20°C or lower. Aliquot to avoid repeated freezing and thawing.
Precautions	KRT18 Antibody (monoclonal) (M03) is for research use only and not for use in diagnostic or therapeutic procedures.

Background

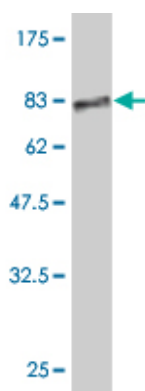
KRT18 encodes the type I intermediate filament chain keratin 18. Keratin 18, together with its filament partner keratin 8, are perhaps the most commonly found members of the intermediate filament gene family. They are expressed in single layer epithelial tissues of the body. Mutations in this gene have been linked to cryptogenic cirrhosis. Two transcript variants encoding the same protein have been found for this gene.

References


Ectopic coexpression of keratin 8 and 18 promotes invasion of transformed keratinocytes and is induced in

patients with cutaneous squamous cell carcinoma. Yamashiro Y, et al. Biochem Biophys Res Commun, 2010 Aug 27. PMID 20659422. Maternal genes and facial clefts in offspring: a comprehensive search for genetic associations in two population-based cleft studies from Scandinavia. Jugessur A, et al. PLoS One, 2010 Jul 9. PMID 20634891. Keratin variants predispose to acute liver failure and adverse outcome: race and ethnic associations. Strnad P, et al. Gastroenterology, 2010 Sep. PMID 20538000. Significant high expression of cytokeratins 7, 8, 18, 19 in pulmonary large cell neuroendocrine carcinomas, compared to small cell lung carcinomas. Nagashio R, et al. Pathol Int, 2010 Feb. PMID 20398190. Relationship between serum concentrations of keratin-18 and apoptosis in chronic hepatitis C. Gonzalez-Quintela A, et al. Clin Chem Lab Med, 2010 Jun. PMID 20374042.

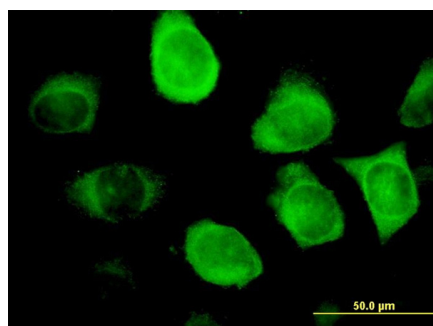
Images



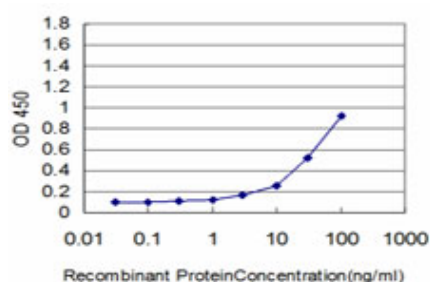
Antibody Reactive Against Recombinant Protein. Western Blot detection against Immunogen (72.82 KDa) .



KRT18 monoclonal antibody (M03), clone 1G8 Western Blot analysis of KRT18 expression in HeLa S3 NE (Cat # AT2656a)



Immunofluorescence of monoclonal antibody to KRT18 on HeLa cell. [antibody concentration 10 ug/ml]



Detection limit for recombinant GST tagged KRT18 is approximately 3ng/ml as a capture antibody.

Please note: All products are 'FOR RESEARCH USE ONLY. NOT FOR USE IN DIAGNOSTIC OR THERAPEUTIC PROCEDURES'.