

MAPK13 Antibody (monoclonal) (M05)

Mouse monoclonal antibody raised against a partial recombinant MAPK13.

Catalog # AT2788a

Product Information

Application	WB, IHC, IF, E
Primary Accession	O15264
Other Accession	BC000433
Reactivity	Human
Host	mouse
Clonality	monoclonal
Isotype	IgG1 Kappa
Clone Names	2B2
Calculated MW	42090

Additional Information

Gene ID	5603
Other Names	Mitogen-activated protein kinase 13, MAP kinase 13, MAPK 13, Mitogen-activated protein kinase p38 delta, MAP kinase p38 delta, Stress-activated protein kinase 4, MAPK13, PRKM13, SAPK4
Target/Specificity	MAPK13 (AAH00433, 251 a.a. ~ 365 a.a) partial recombinant protein with GST tag. MW of the GST tag alone is 26 KDa.
Dilution	WB~~1:500~1000 IHC~~1:100~500 IF~~1:50~200 E~~N/A
Format	Clear, colorless solution in phosphate buffered saline, pH 7.2 .
Storage	Store at -20°C or lower. Aliquot to avoid repeated freezing and thawing.
Precautions	MAPK13 Antibody (monoclonal) (M05) is for research use only and not for use in diagnostic or therapeutic procedures.

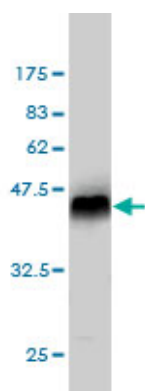
Background

The protein encoded by this gene is a member of the MAP kinase family. MAP kinases act as an integration point for multiple biochemical signals, and are involved in a wide variety of cellular processes such as proliferation, differentiation, transcription regulation and development. This kinase is closely related to p38 MAP kinase, both of which can be activated by proinflammatory cytokines and cellular stress. MAP kinase kinases 3, and 6 can phosphorylate and activate this kinase. Transcription factor ATF2, and microtubule dynamics regulator stathmin have been shown to be the substrates of this kinase.

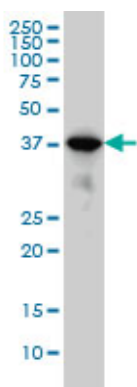
References

Variation at the NFATC2 Locus Increases the Risk of Thiazolinedinedione-Induced Edema in the Diabetes REduction Assessment with ramipril and rosiglitazone Medication (DREAM) Study. Bailey SD, et al. Diabetes Care, 2010 Jul 13. PMID 20628086. Human p38 delta MAP kinase mediates UV irradiation induced up-regulation of the gene expression of chemokine BRAK/CXCL14. Ozawa S, et al. Biochem Biophys Res Commun, 2010 Jun 11. PMID 20478268. p38delta mitogen-activated protein kinase regulates skin homeostasis and tumorigenesis. Efimova T. Cell Cycle, 2010 Feb 1. PMID 20090411. Polymorphisms in innate immunity genes and patients response to dendritic cell-based HIV immuno-treatment. Segat L, et al. Vaccine, 2010 Mar 2. PMID 20056178. Gene-centric association signals for lipids and apolipoproteins identified via the HumanCVD BeadChip. Talmud PJ, et al. Am J Hum Genet, 2009 Nov. PMID 19913121.

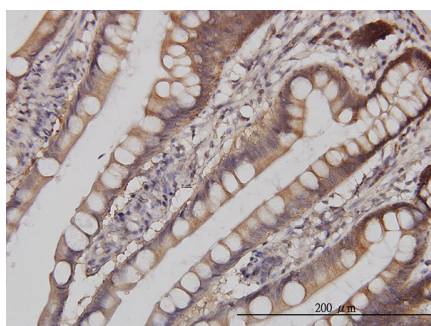
Images



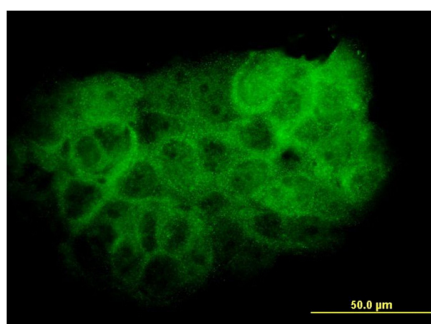
Antibody Reactive Against Recombinant Protein. Western Blot detection against Immunogen (38.28 KDa) .



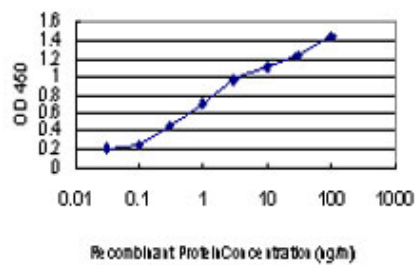
MAPK13 monoclonal antibody (M05), clone 2B2 Western Blot analysis of MAPK13 expression in A-431 ((Cat # AT2788a)



Immunoperoxidase of monoclonal antibody to MAPK13 on formalin-fixed paraffin-embedded human small Intestine. [antibody concentration 1 ug/ml]



Immunofluorescence of monoclonal antibody to MAPK13 on A-431 cell. [antibody concentration 10 ug/ml]



Detection limit for recombinant GST tagged MAPK13 is approximately 0.03ng/ml as a capture antibody.

Please note: All products are 'FOR RESEARCH USE ONLY. NOT FOR USE IN DIAGNOSTIC OR THERAPEUTIC PROCEDURES'.