

# MPHOSPH10 Antibody (monoclonal) (M02)

Mouse monoclonal antibody raised against a partial recombinant MPHOSPH10.

Catalog # AT2891a

## Product Information

---

<b>Application</b>	WB, IF, E
<b>Primary Accession</b>	<a href="#">O00566</a>
<b>Other Accession</b>	<a href="#">NM_005791</a>
<b>Reactivity</b>	Human
<b>Host</b>	mouse
<b>Clonality</b>	monoclonal
<b>Isotype</b>	IgG1 Kappa
<b>Clone Names</b>	1B10
<b>Calculated MW</b>	78864

## Additional Information

---

<b>Gene ID</b>	10199
<b>Other Names</b>	U3 small nucleolar ribonucleoprotein protein MPP10, M phase phosphoprotein 10, MPHOSPH10, MPP10
<b>Target/Specificity</b>	MPHOSPH10 (NP_005782, 348 a.a. ~ 457 a.a) partial recombinant protein with GST tag. MW of the GST tag alone is 26 KDa.
<b>Dilution</b>	WB~~1:500~1000 IF~~1:50~200 E~~N/A
<b>Format</b>	Clear, colorless solution in phosphate buffered saline, pH 7.2 .
<b>Storage</b>	Store at -20°C or lower. Aliquot to avoid repeated freezing and thawing.
<b>Precautions</b>	MPHOSPH10 Antibody (monoclonal) (M02) is for research use only and not for use in diagnostic or therapeutic procedures.

## Background

---

This gene encodes a protein that is phosphorylated during mitosis. The protein localizes to the nucleolus during interphase and to the chromosomes during M phase. The protein is thought to be part of the U3 small nucleolar ribonucleoprotein complex, which is involved in rRNA processing.

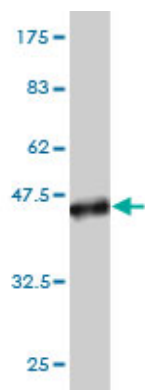
## References

---

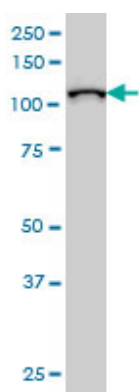
Global, in vivo, and site-specific phosphorylation dynamics in signaling networks. Olsen JV, et al. Cell, 2006 Nov 3. PMID 17081983. Nucleolar proteome dynamics. Andersen JS, et al. Nature, 2005 Jan 6. PMID 15635413. The status, quality, and expansion of the NIH full-length cDNA project: the Mammalian Gene

Collection (MGC). Gerhard DS, et al. Genome Res, 2004 Oct. PMID 15489334. Complete sequencing and characterization of 21,243 full-length human cDNAs. Ota T, et al. Nat Genet, 2004 Jan. PMID 14702039. The human Imp3 and Imp4 proteins form a ternary complex with hMpp10, which only interacts with the U3 snoRNA in 60-80S ribonucleoprotein complexes. Granneman S, et al. Nucleic Acids Res, 2003 Apr 1. PMID 12655004.

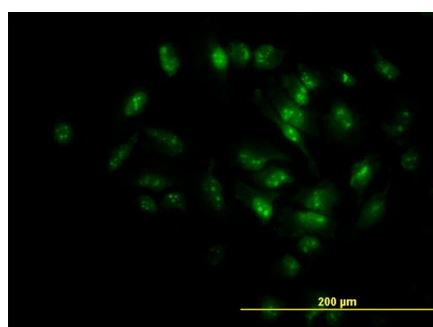
## Images



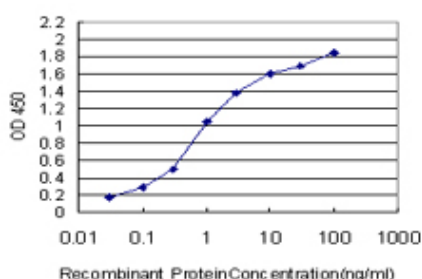
Antibody Reactive Against Recombinant Protein. Western Blot detection against Immunogen (37.84 KDa) .



MPHOSPH10 monoclonal antibody (M02), clone 1B10  
Western Blot analysis of MPHOSPH10 expression in HeLa S3 NE ( (Cat # AT2891a )



Immunofluorescence of monoclonal antibody to MPHOSPH10 on HeLa cell. [antibody concentration 10 ug/ml]



Detection limit for recombinant GST tagged MPHOSPH10 is approximately 0.03ng/ml as a capture antibody.

Please note: All products are 'FOR RESEARCH USE ONLY. NOT FOR USE IN DIAGNOSTIC OR THERAPEUTIC PROCEDURES'.