

NDUFB7 Antibody (monoclonal) (M01)

Mouse monoclonal antibody raised against a partial recombinant NDUFB7.

Catalog # AT3005a

Product Information

Application	WB, E
Primary Accession	P17568
Other Accession	NM_004146
Reactivity	Human
Host	mouse
Clonality	monoclonal
Isotype	IgG2a Kappa
Clone Names	4D4
Calculated MW	16402

Additional Information

Gene ID	4713
Other Names	NADH dehydrogenase [ubiquinone] 1 beta subcomplex subunit 7, Cell adhesion protein SQM1, Complex I-B18, CI-B18, NADH-ubiquinone oxidoreductase B18 subunit, NDUFB7
Target/Specificity	NDUFB7 (NP_004137, 38 a.a. ~ 137 a.a) partial recombinant protein with GST tag. MW of the GST tag alone is 26 KDa.
Dilution	WB~~1:500~1000 E~~N/A
Format	Clear, colorless solution in phosphate buffered saline, pH 7.2 .
Storage	Store at -20°C or lower. Aliquot to avoid repeated freezing and thawing.
Precautions	NDUFB7 Antibody (monoclonal) (M01) is for research use only and not for use in diagnostic or therapeutic procedures.


Background

The protein encoded by this gene is a subunit of the multisubunit NADH:ubiquinone oxidoreductase (complex I). Mammalian complex I is composed of 45 different subunits. It is located at the mitochondrial inner membrane. This protein has NADH dehydrogenase activity and oxidoreductase activity. It transfers electrons from NADH to the respiratory chain. The immediate electron acceptor for the enzyme is believed to be ubiquinone.


References

Association study between single-nucleotide polymorphisms in 199 drug-related genes and commonly measured quantitative traits of 752 healthy Japanese subjects. Saito A, et al. J Hum Genet, 2009 Jun. PMID 19343046. Oxidative stress, telomere length and biomarkers of physical aging in a cohort aged 79 years from the 1932 Scottish Mental Survey. Starr JM, et al. Mech Ageing Dev, 2008 Dec. PMID 18977241. A genetic association analysis of cognitive ability and cognitive ageing using 325 markers for 109 genes associated with oxidative stress or cognition. Harris SE, et al. BMC Genet, 2007 Jul 2. PMID 17601350. The status, quality, and expansion of the NIH full-length cDNA project: the Mammalian Gene Collection (MGC). Gerhard DS, et al. Genome Res, 2004 Oct. PMID 15489334. The subunit composition of the human NADH dehydrogenase obtained by rapid one-step immunopurification. Murray J, et al. J Biol Chem, 2003 Apr 18. PMID 12611891.

Images



Antibody Reactive Against Recombinant Protein. Western Blot detection against Immunogen (36.74 KDa) .

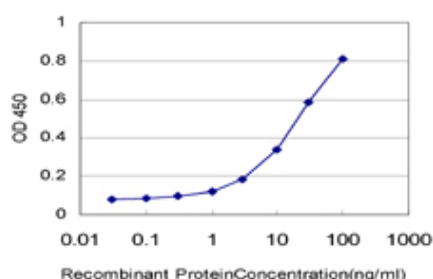


NDUF7 monoclonal antibody (M01), clone 4D4 Western Blot analysis of NDUF7 expression in A-431 (Cat # AT3005a)

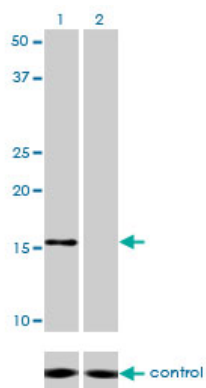


Western Blot analysis of NDUF7 expression in transfected 293T cell line by NDUF7 monoclonal antibody (M01), clone 4D4.

Lane 1: NDUF7 transfected lysate(16.4 KDa).
Lane 2: Non-transfected lysate.



Detection limit for recombinant GST tagged NDUF7 is approximately 1ng/ml as a capture antibody.



Western blot analysis of NDUF7 over-expressed 293 cell line, cotransfected with NDUF7 Validated Chimera RNAi (Cat # AT3005a)

Please note: All products are 'FOR RESEARCH USE ONLY. NOT FOR USE IN DIAGNOSTIC OR THERAPEUTIC PROCEDURES'.