

NEK2 Antibody (monoclonal) (M02)

Mouse monoclonal antibody raised against a partial recombinant NEK2.

Catalog # AT3015a

Product Information

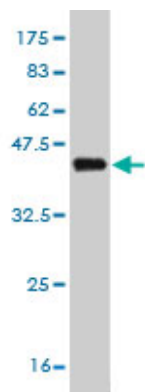
Application	WB, IF, E
Primary Accession	P51955
Other Accession	BC043502
Reactivity	Human, Rat
Host	mouse
Clonality	monoclonal
Isotype	IgG2a Kappa
Clone Names	2F9
Calculated MW	51763

Additional Information

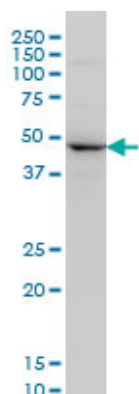
Gene ID	4751
Other Names	Serine/threonine-protein kinase Nek2, HSPK 21, Never in mitosis A-related kinase 2, NimA-related protein kinase 2, NimA-like protein kinase 1, NEK2, NEK2A, NLK1
Target/Specificity	NEK2 (AAH43502, 331 a.a. ~ 445 a.a) partial recombinant protein with GST tag. MW of the GST tag alone is 26 KDa.
Dilution	WB~~1:500~1000 IF~~1:50~200 E~~N/A
Format	Clear, colorless solution in phosphate buffered saline, pH 7.2 .
Storage	Store at -20°C or lower. Aliquot to avoid repeated freezing and thawing.
Precautions	NEK2 Antibody (monoclonal) (M02) is for research use only and not for use in diagnostic or therapeutic procedures.

References

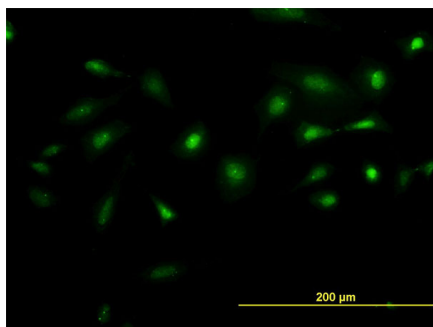
Involvement of a centrosomal protein kendrin in the maintenance of centrosome cohesion by modulating Nek2A kinase activity. Matsuo K, et al. Biochem Biophys Res Commun, 2010 Jul 23. PMID 20599736. The Ras oncogene signals centrosome amplification in mammary epithelial cells through cyclin D1/Cdk4 and Nek2. Zeng X, et al. Oncogene, 2010 Sep 9. PMID 20581865. Centrosome-related genes, genetic variation, and risk of breast cancer. Olson JE, et al. Breast Cancer Res Treat, 2010 May 28. PMID 20508983. Three genetic developmental stages of papillary renal cell tumors: duplication of chromosome 1q marks fatal progression. Szponar A, et al. Int J Cancer, 2009 May 1. PMID 19123481. Nek2 as a novel molecular target for the treatment of breast carcinoma. Tsunoda N, et al. Cancer Sci, 2009 Jan. PMID 19038001.



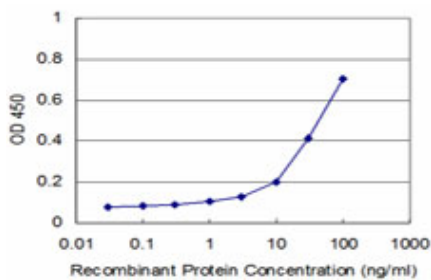
Antibody Reactive Against Recombinant Protein.Western Blot detection against Immunogen (38.28 KDa) .



NEK2 monoclonal antibody (M02), clone 2F9 Western Blot analysis of NEK2 expression in PC-12 ((Cat # AT3015a)



Immunofluorescence of monoclonal antibody to NEK2 on HeLa cell. [antibody concentration 30 ug/ml]



Detection limit for recombinant GST tagged NEK2 is approximately 3ng/ml as a capture antibody.

Please note: All products are 'FOR RESEARCH USE ONLY. NOT FOR USE IN DIAGNOSTIC OR THERAPEUTIC PROCEDURES'.