

NFKB1 Antibody (monoclonal) (M01)

Mouse monoclonal antibody raised against a partial recombinant NFKB1.

Catalog # AT3035a

Product Information

Application	WB, IF, E
Primary Accession	P19838
Other Accession	BC051765
Reactivity	Human
Host	mouse
Clonality	monoclonal
Isotype	IgG1 kappa
Clone Names	2E7
Calculated MW	105356

Additional Information

Gene ID	4790
Other Names	Nuclear factor NF-kappa-B p105 subunit, DNA-binding factor KBF1, EBP-1, Nuclear factor of kappa light polypeptide gene enhancer in B-cells 1, Nuclear factor NF-kappa-B p50 subunit, NFKB1
Target/Specificity	NFKB1 (AAH51765, 860 a.a. ~ 969 a.a) partial recombinant protein with GST tag. MW of the GST tag alone is 26 KDa.
Dilution	WB~~1:500~1000 IF~~1:50~200 E~~N/A
Format	Clear, colorless solution in phosphate buffered saline, pH 7.2 .
Storage	Store at -20°C or lower. Aliquot to avoid repeated freezing and thawing.
Precautions	NFKB1 Antibody (monoclonal) (M01) is for research use only and not for use in diagnostic or therapeutic procedures.

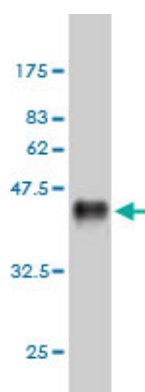
Background

This gene encodes a 105 kD protein which can undergo cotranslational processing by the 26S proteasome to produce a 50 kD protein. The 105 kD protein is a Rel protein-specific transcription inhibitor and the 50 kD protein is a DNA binding subunit of the NF-kappa-B (NFKB) protein complex. NFKB is a transcription regulator that is activated by various intra- and extra-cellular stimuli such as cytokines, oxidant-free radicals, ultraviolet irradiation, and bacterial or viral products. Activated NFKB translocates into the nucleus and stimulates the expression of genes involved in a wide variety of biological functions. Inappropriate activation of NFKB has been associated with a number of inflammatory diseases while persistent inhibition of NFKB leads to inappropriate immune cell development or delayed cell growth. Two transcript variants encoding different isoforms have been found for this gene.

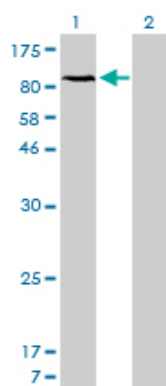
References

Posttonsillectomy hemorrhage: blame on surgeons or genes? Arweiler-Harbeck D, et al. Laryngoscope, 2010 Sep. PMID 20715085. A genetic association study of maternal and fetal candidate genes that predispose to preterm prelabor rupture of membranes (PROM). Romero R, et al. Am J Obstet Gynecol, 2010 Jul 29. PMID 20673868. A large-scale candidate gene approach identifies SNPs in SOD2 and IL13 as predictive markers of response to preoperative chemoradiation in rectal cancer. Ho-Pun-Cheung A, et al. Pharmacogenomics J, 2010 Jul 20. PMID 20644561. Regulation of NF-kappaB activity and inducible nitric oxide synthase by regulatory particle non-ATPase subunit 13 (Rpn13). Mazumdar T, et al. Proc Natl Acad Sci U S A, 2010 Aug 3. PMID 20634424. Variation at the NFATC2 Locus Increases the Risk of Thiazolinedione-Induced Edema in the Diabetes REDuction Assessment with ramipril and rosiglitazone Medication (DREAM) Study. Bailey SD, et al. Diabetes Care, 2010 Jul 13. PMID 20628086.

Images

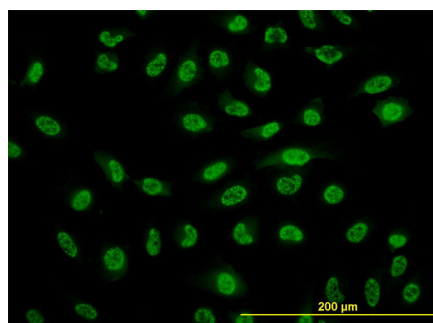


Antibody Reactive Against Recombinant Protein. Western Blot detection against Immunogen (37.73 KDa) .



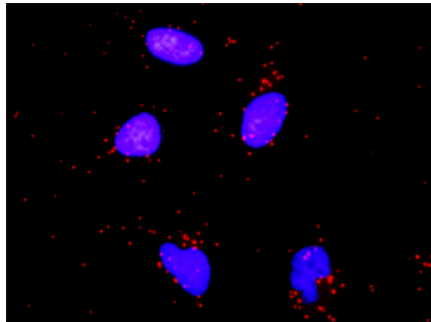
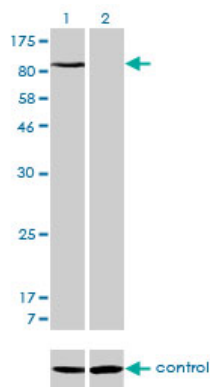
Western Blot analysis of NFKB1 expression in transfected 293T cell line by NFKB1 monoclonal antibody (M01), clone 2E6.

Lane 1: NFKB1 transfected lysate (105.4 KDa).
Lane 2: Non-transfected lysate.



Immunofluorescence of monoclonal antibody to NFKB1 on HeLa cell. [antibody concentration 10 ug/ml]

Detection limit for recombinant GST tagged NFKB1 is approximately 10 ng/ml as a capture antibody.



Western blot analysis of NFKB1 over-expressed 293 cell line, cotransfected with NFKB1 Validated Chimera RNAi (Cat # AT3035a)

Please note: All products are 'FOR RESEARCH USE ONLY. NOT FOR USE IN DIAGNOSTIC OR THERAPEUTIC PROCEDURES'.