

# NOLC1 Antibody (monoclonal) (M02)

Mouse monoclonal antibody raised against a partial recombinant NOLC1.

Catalog # AT3077a

## Product Information

---

<b>Application</b>	WB, IHC, E
<b>Primary Accession</b>	<a href="#">Q14978</a>
<b>Other Accession</b>	<a href="#">NM_004741</a>
<b>Reactivity</b>	Human
<b>Host</b>	mouse
<b>Clonality</b>	monoclonal
<b>Isotype</b>	IgG3 Kappa
<b>Clone Names</b>	6B4
<b>Calculated MW</b>	73603

## Additional Information

---

<b>Gene ID</b>	9221
<b>Other Names</b>	Nucleolar and coiled-body phosphoprotein 1, 140 kDa nucleolar phosphoprotein, Nopp140, Hepatitis C virus NS5A-transactivated protein 13, HCV NS5A-transactivated protein 13, Nucleolar 130 kDa protein, Nucleolar phosphoprotein p130, NOLC1, KIAA0035, NS5ATP13
<b>Target/Specificity</b>	NOLC1 (NP_004732, 590 a.a. ~ 699 a.a) partial recombinant protein with GST tag. MW of the GST tag alone is 26 KDa.
<b>Dilution</b>	WB~~1:500~1000 IHC~~1:100~500 E~~N/A
<b>Format</b>	Clear, colorless solution in phosphate buffered saline, pH 7.2 .
<b>Storage</b>	Store at -20°C or lower. Aliquot to avoid repeated freezing and thawing.
<b>Precautions</b>	NOLC1 Antibody (monoclonal) (M02) is for research use only and not for use in diagnostic or therapeutic procedures.

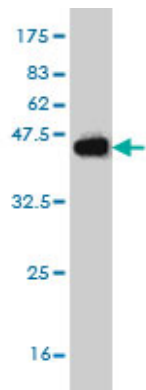
## References

---

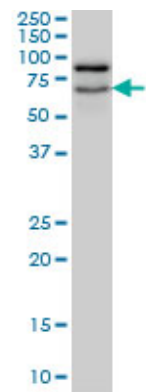
NOLC1, an enhancer of nasopharyngeal carcinoma progression, is essential for TP53 to regulate MDM2 expression. Hwang YC, et al. Am J Pathol, 2009 Jul. PMID 19541936. Localization of Nopp140 within mammalian cells during interphase and mitosis. Thiry M, et al. Histochem Cell Biol, 2009 Aug. PMID 19381672. The loss of the snoRNP chaperone Nopp140 from Cajal bodies of patient fibroblasts correlates with the severity of spinal muscular atrophy. Renvois B, et al. Hum Mol Genet, 2009 Apr 1. PMID 19129172. Characterization of the InsP6-dependent interaction between CK2 and Nopp140. Lee WK, et al. Biochem Biophys Res Commun, 2008 Nov 14. PMID 18790693. Chromatin tethering effects of hNopp140 are

involved in the spatial organization of nucleolus and the rRNA gene transcription. Tsai YT, et al. J Biomed Sci, 2008 Jul. PMID 18253863.

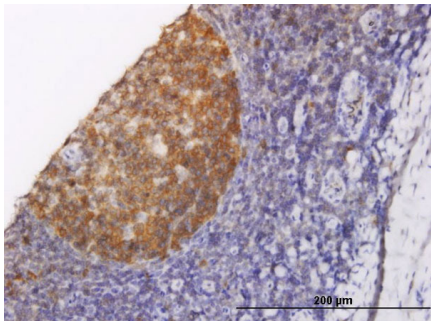
Images



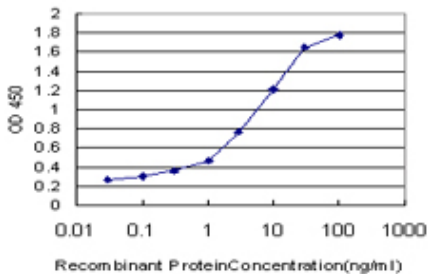
Antibody Reactive Against Recombinant Protein. Western Blot detection against Immunogen (37.84 KDa) .



NOLC1 monoclonal antibody (M02), clone 6B4 Western Blot analysis of NOLC1 expression in HepG2 ( (Cat # AT3077a )



Immunoperoxidase of monoclonal antibody to NOLC1 on formalin-fixed paraffin-embedded human tonsil. [antibody concentration 1.5 ug/ml]



Detection limit for recombinant GST tagged NOLC1 is approximately 0.03ng/ml as a capture antibody.

Please note: All products are 'FOR RESEARCH USE ONLY. NOT FOR USE IN DIAGNOSTIC OR THERAPEUTIC PROCEDURES'.