

NR3C1 Antibody (monoclonal) (M01)

Mouse monoclonal antibody raised against a partial recombinant NR3C1.

Catalog # AT3105a

Product Information

Application	WB, IF, E
Primary Accession	P04150
Other Accession	BC015610
Reactivity	Human
Host	Mouse
Clonality	monoclonal
Isotype	IgG2a Kappa
Clone Names	2C8
Calculated MW	85659

Additional Information

Gene ID	2908
Other Names	Glucocorticoid receptor, GR, Nuclear receptor subfamily 3 group C member 1, NR3C1, GRL
Target/Specificity	NR3C1 (AAH15610, 51 a.a. ~ 140 a.a) partial recombinant protein with GST tag. MW of the GST tag alone is 26 KDa.
Dilution	WB~~1:500~1000 IF~~1:50~200 E~~N/A
Format	Clear, colorless solution in phosphate buffered saline, pH 7.2 .
Storage	Store at -20°C or lower. Aliquot to avoid repeated freezing and thawing.
Precautions	NR3C1 Antibody (monoclonal) (M01) is for research use only and not for use in diagnostic or therapeutic procedures.

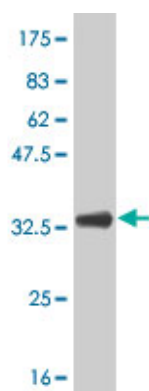
Background

The protein encoded by this gene is a receptor for glucocorticoids that can act as both a transcription factor and as a regulator of other transcription factors. This protein can also be found in heteromeric cytoplasmic complexes along with heat shock factors and immunophilins. The protein is typically found in the cytoplasm until it binds a ligand, which induces transport into the nucleus. Mutations in this gene are a cause of glucocorticoid resistance, or cortisol, resistance. Alternate splicing, the use of at least three different promoters, and alternate translation initiation sites result in several transcript variants encoding the same protein or different isoforms, but the full-length nature of some variants has not been determined.

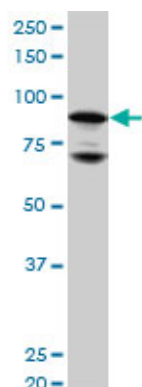
References

Associations of markers in 11 obesity candidate genes with maximal weight loss and weight regain in the SOS bariatric surgery cases. Sarzynski MA, et al. *Int J Obes (Lond)*, 2010 Aug 24. PMID 20733583. Glucocorticoid receptor (NR3C1) gene polymorphisms and onset of alcohol abuse in adolescents. Desrivieres S, et al. *Addict Biol*, 2010 Aug 23. PMID 20731635. Polymorphisms in the glucocorticoid receptor gene that modulate glucocorticoid sensitivity are associated with rheumatoid arthritis. van Oosten MJ, et al. *Arthritis Res Ther*, 2010. PMID 20727199. Glucocorticoid receptor gene haplotype structure and steroid therapy outcome in IBD patients. Mwinyi J, et al. *World J Gastroenterol*, 2010 Aug 21. PMID 20712049. Genetic Predictors of Glucocorticoid Response in Pediatric Patients With Inflammatory Bowel Diseases. De Iudicibus S, et al. *J Clin Gastroenterol*, 2010 Aug 6. PMID 20697295.

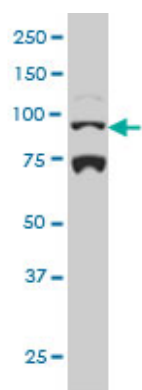
Images



Antibody Reactive Against Recombinant Protein. Western Blot detection against Immunogen (35.53 KDa) .



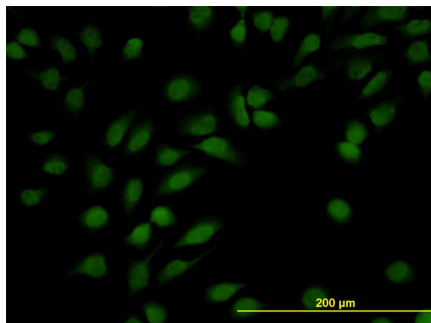
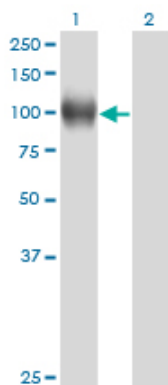
NR3C1 monoclonal antibody (M01), clone 2C8. Western Blot analysis of NR3C1 expression in HeLa (Cat # AT3105a)



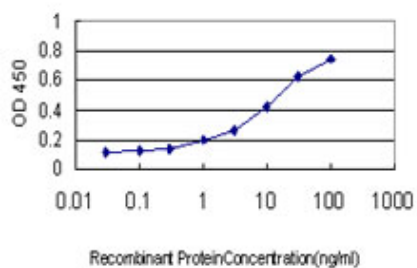
NR3C1 monoclonal antibody (M01), clone 2C8 Western Blot analysis of NR3C1 expression in HeLa S3 NE (Cat # AT3105a)

Western Blot analysis of NR3C1 expression in transfected 293T cell line by NR3C1 monoclonal antibody (M01), clone 2C8.

Lane 1: NR3C1 transfected lysate (85.7 KDa).
Lane 2: Non-transfected lysate.



Immunofluorescence of monoclonal antibody to NR3C1 on HeLa cell. [antibody concentration 10 ug/ml]



Detection limit for recombinant GST tagged NR3C1 is approximately 0.1ng/ml as a capture antibody.

Please note: All products are 'FOR RESEARCH USE ONLY. NOT FOR USE IN DIAGNOSTIC OR THERAPEUTIC PROCEDURES'.