

NR4A2 Antibody (monoclonal) (M02)

Mouse monoclonal antibody raised against a partial recombinant NR4A2.

Catalog # AT3106a

Product Information

Application	WB, IF, E
Primary Accession	P43354
Other Accession	BC066890
Reactivity	Human
Host	mouse
Clonality	monoclonal
Isotype	IgG2a Kappa
Clone Names	1G6
Calculated MW	66591

Additional Information

Gene ID	4929
Other Names	Nuclear receptor subfamily 4 group A member 2, Immediate-early response protein NOT, Orphan nuclear receptor NURR1, Transcriptionally-inducible nuclear receptor, NR4A2, NOT, NURR1, TINUR
Target/Specificity	NR4A2 (AAH66890, 71 a.a. ~ 170 a.a) partial recombinant protein with GST tag. MW of the GST tag alone is 26 KDa.
Dilution	WB~~1:500~1000 IF~~1:50~200 E~~N/A
Format	Clear, colorless solution in phosphate buffered saline, pH 7.2 .
Storage	Store at -20°C or lower. Aliquot to avoid repeated freezing and thawing.
Precautions	NR4A2 Antibody (monoclonal) (M02) is for research use only and not for use in diagnostic or therapeutic procedures.

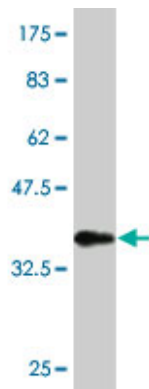
Background

This gene encodes a member of the steroid-thyroid hormone-retinoid receptor superfamily. The encoded protein may act as a transcription factor. Mutations in this gene have been associated with disorders related to dopaminergic dysfunction, including Parkinson disease, schizophrenia, and manic depression. Misregulation of this gene may be associated with rheumatoid arthritis. Alternatively spliced transcript variants have been described, but their biological validity has not been determined.

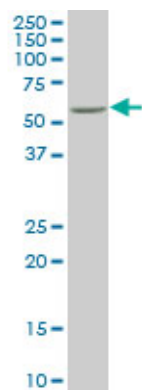
References

Replicated association of the NR4A3 gene with smoking behavior in schizophrenia and in bipolar disorder. Novak G, et al. *Genes Brain Behav*, 2010 Jul 24. PMID 20659174. Variation at the NFATC2 Locus Increases the Risk of Thiazolinedione-Induced Edema in the Diabetes REduction Assessment with ramipril and rosiglitazone Medication (DREAM) Study. Bailey SD, et al. *Diabetes Care*, 2010 Jul 13. PMID 20628086. Response to methadone maintenance treatment is associated with the MYOCD and GRM6 genes. Fonseca F, et al. *Mol Diagn Ther*, 2010 Jun 1. PMID 20560679. Nuclear receptor Nurr1 is expressed in and is associated with human restenosis and inhibits vascular lesion formation in mice involving inhibition of smooth muscle cell proliferation and inflammation. Bonta PI, et al. *Circulation*, 2010 May 11. PMID 20421523. Foxa2 and Nurr1 synergistically yield A9 nigral dopamine neurons exhibiting improved differentiation, function, and cell survival. Lee HS, et al. *Stem Cells*, 2010 Mar 31. PMID 20049900.


Images



Antibody Reactive Against Recombinant Protein. Western Blot detection against Immunogen (36.63 KDa) .

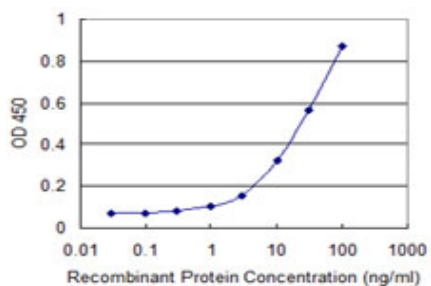
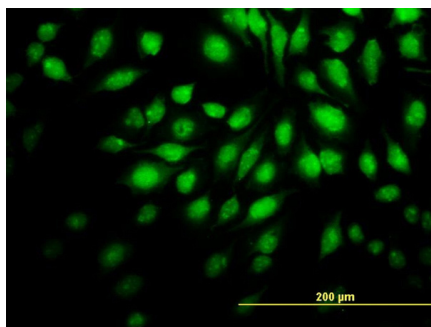


NR4A2 monoclonal antibody (M02), clone 1G6. Western Blot analysis of NR4A2 expression in human stomach.



NR4A2 monoclonal antibody (M02), clone 1G6 Western Blot analysis of NR4A2 expression in HeLa S3 NE ((Cat # AT3106a)

Immunofluorescence of monoclonal antibody to NR4A2 on HeLa cell. [antibody concentration 40 µg/ml]



Detection limit for recombinant GST tagged NR4A2 is 0.3 ng/ml as a capture antibody.

Please note: All products are 'FOR RESEARCH USE ONLY. NOT FOR USE IN DIAGNOSTIC OR THERAPEUTIC PROCEDURES'.