

OXSR1 Antibody (monoclonal) (M01)

Mouse monoclonal antibody raised against a full length recombinant OXSR1.

Catalog # AT3161a

Product Information

Application	WB, IF, E
Primary Accession	O95747
Other Accession	BC008726.1
Reactivity	Human
Host	mouse
Clonality	monoclonal
Isotype	IgG1 kappa
Clone Names	2A2-1A2
Calculated MW	58022

Additional Information

Gene ID	9943
Other Names	Serine/threonine-protein kinase OSR1, Oxidative stress-responsive 1 protein, OXSR1 (HGNC:8508)
Target/Specificity	OXSR1 (AAH08726.1, 1 a.a. ~ 527 a.a) full-length recombinant protein with GST tag. MW of the GST tag alone is 26 KDa.
Dilution	WB~~1:500~1000 IF~~1:50~200 E~~N/A
Format	Clear, colorless solution in phosphate buffered saline, pH 7.2 .
Storage	Store at -20°C or lower. Aliquot to avoid repeated freezing and thawing.
Precautions	OXSR1 Antibody (monoclonal) (M01) is for research use only and not for use in diagnostic or therapeutic procedures.

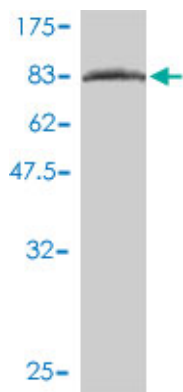
Background

The product of this gene belongs to the Ser/Thr protein kinase family of proteins. It regulates downstream kinases in response to environmental stress, and may play a role in regulating the actin cytoskeleton.


References

1.ASK3 responds to osmotic stress and regulates blood pressure by suppressing WNK1-SPAK/OSR1 signaling in the kidney.Naguro I, Umeda T, Kobayashi Y, Maruyama J, Hattori K, Shimizu Y, Kataoka K, Kim-Mitsuyama S, Uchida S, Vandewalle A, Noguchi T, Nishitoh H, Matsuzawa A, Takeda K, Ichijo H.Nat Commun. 2012 Dec 18;3:1285. doi: 10.1038/ncomms2283.


Images



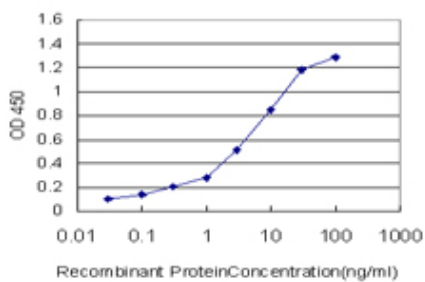
Antibody Reactive Against Recombinant Protein.Western Blot detection against Immunogen (83.71 KDa) .



OXSR1 monoclonal antibody (M01), clone 2A2-1A2
Western Blot analysis of OXSR1 expression in A-431 ((Cat # AT3161a)



Immunofluorescence of monoclonal antibody to OXSR1 on HeLa cell. [antibody concentration 10 ug/ml]



Detection limit for recombinant GST tagged OXSR1 is approximately 0.03ng/ml as a capture antibody.

Please note: All products are 'FOR RESEARCH USE ONLY. NOT FOR USE IN DIAGNOSTIC OR THERAPEUTIC PROCEDURES'.