

OXSR1 Antibody (monoclonal) (M18)

Mouse monoclonal antibody raised against a full length recombinant OXSR1.

Catalog # AT3163a

Product Information

Application	WB, IF, E
Primary Accession	O95747
Other Accession	BC008726.1
Reactivity	Human
Host	mouse
Clonality	monoclonal
Isotype	IgG1 Kappa
Clone Names	4C12
Calculated MW	58022

Additional Information

Gene ID	9943
Other Names	Serine/threonine-protein kinase OSR1, Oxidative stress-responsive 1 protein, OXSR1 (HGNC:8508)
Target/Specificity	OXSR1 (AAH08726.1, 1 a.a. ~ 527 a.a) full-length recombinant protein with GST tag. MW of the GST tag alone is 26 KDa.
Dilution	WB~~1:500~1000 IF~~1:50~200 E~~N/A
Format	Clear, colorless solution in phosphate buffered saline, pH 7.2 .
Storage	Store at -20°C or lower. Aliquot to avoid repeated freezing and thawing.
Precautions	OXSR1 Antibody (monoclonal) (M18) is for research use only and not for use in diagnostic or therapeutic procedures.

Background


The product of this gene belongs to the Ser/Thr protein kinase family of proteins. It regulates downstream kinases in response to environmental stress, and may play a role in regulating the actin cytoskeleton.

References

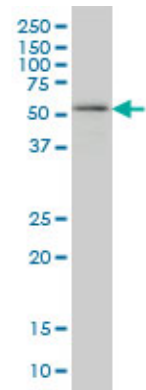
Crystal structure of domain-swapped STE20 OSR1 kinase domain. Lee SJ, et al. Protein Sci, 2009 Feb. PMID 19177573. Structure of the OSR1 kinase, a hypertension drug target. Villa F, et al. Proteins, 2008 Dec. PMID 18831043. Activation of the thiazide-sensitive Na⁺-Cl⁻ cotransporter by the WNK-regulated kinases SPAK and OSR1. Richardson C, et al. J Cell Sci, 2008 Mar 1. PMID 18270262. Toward a confocal subcellular atlas of the

human proteome. Barbe L, et al. Mol Cell Proteomics, 2008 Mar. PMID 18029348. Structural insights into the recognition of substrates and activators by the OSR1 kinase. Villa F, et al. EMBO Rep, 2007 Sep. PMID 17721439.

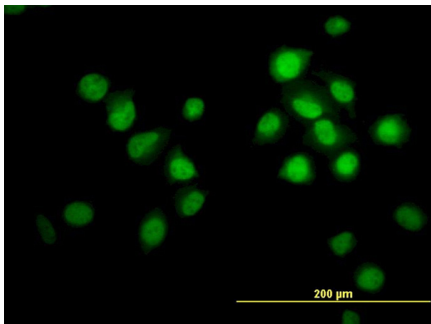
Images



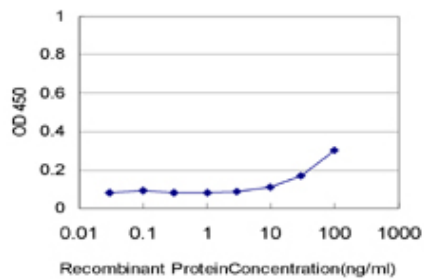
Antibody Reactive Against Recombinant Protein. Western Blot detection against Immunogen (83.71 KDa) .



OXSR1 monoclonal antibody (M18), clone 4C12 Western Blot analysis of OXSR1 expression in Jurkat ((Cat # AT3163a)



Immunofluorescence of monoclonal antibody to OXSR1 on HeLa cell. [antibody concentration 10 ug/ml]



Detection limit for recombinant GST tagged OXSR1 is approximately 10ng/ml as a capture antibody.

Please note: All products are 'FOR RESEARCH USE ONLY. NOT FOR USE IN DIAGNOSTIC OR THERAPEUTIC PROCEDURES'.