

PBK Antibody (monoclonal) (M06)

Mouse monoclonal antibody raised against a partial recombinant PBK.

Catalog # AT3196a

Product Information

Application	WB, IHC, IF
Primary Accession	Q96KB5
Other Accession	BC015191
Reactivity	Human
Host	mouse
Clonality	monoclonal
Isotype	IgG2b Kappa
Clone Names	4A10
Calculated MW	36085

Additional Information

Gene ID	55872
Other Names	Lymphokine-activated killer T-cell-originated protein kinase, Cancer/testis antigen 84, CT84, MAPKK-like protein kinase, Nori-3, PDZ-binding kinase, Spermatogenesis-related protein kinase, SPK, T-LAK cell-originated protein kinase, PBK, TOPK
Target/Specificity	PBK (AAH15191, 1 a.a. ~ 110 a.a) partial recombinant protein with GST tag. MW of the GST tag alone is 26 KDa.
Dilution	WB~~1:500~1000 IHC~~1:100~500 IF~~1:50~200
Format	Clear, colorless solution in phosphate buffered saline, pH 7.2 .
Storage	Store at -20°C or lower. Aliquot to avoid repeated freezing and thawing.
Precautions	PBK Antibody (monoclonal) (M06) is for research use only and not for use in diagnostic or therapeutic procedures.


Background

This genes encodes a serine/threonine kinase related to the dual specific mitogen-activated protein kinase kinase (MAPKK) family. Evidence suggests that mitotic phosphorylation is required for its catalytic activity. This mitotic kinase may be involved in the activation of lymphoid cells and support testicular functions, with a suggested role in the process of spermatogenesis.

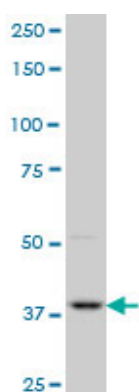
References

Personalized smoking cessation: interactions between nicotine dose, dependence and quit-success genotype score. Rose JE, et al. Mol Med, 2010 Jul-Aug. PMID 20379614. PBK/TOPK in the differential diagnosis of cholangiocarcinoma from hepatocellular carcinoma and its involvement in prognosis of human cholangiocarcinoma. He F, et al. Hum Pathol, 2010 Mar. PMID 19954816. Critical roles of T-LAK cell-originated protein kinase in cytokinesis. Park JH, et al. Cancer Sci, 2010 Feb. PMID 19900192. Molecular genetics of successful smoking cessation: convergent genome-wide association study results. Uhl GR, et al. Arch Gen Psychiatry, 2008 Jun. PMID 18519826. Bidirectional signals transduced by TOPK-ERK interaction increase tumorigenesis of HCT116 colorectal cancer cells. Zhu F, et al. Gastroenterology, 2007 Jul. PMID 17631144.

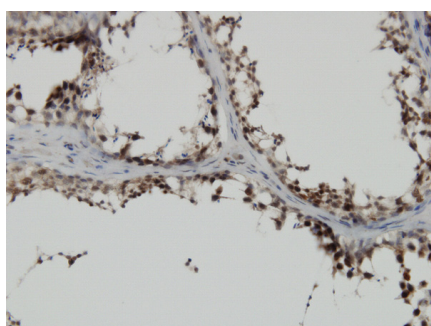
Images



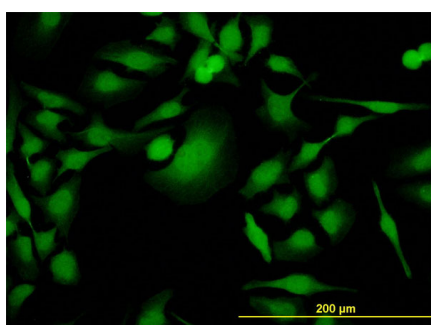
Antibody Reactive Against Recombinant Protein. Western Blot detection against Immunogen (37.73 KDa) .



PBK monoclonal antibody (M06), clone 4A10 Western Blot analysis of PBK expression in HeLa S3 NE ((Cat # AT3196a)



Immunoperoxidase of monoclonal antibody to PBK on formalin-fixed paraffin-embedded human testis. [antibody concentration 3 ug/ml]



Immunofluorescence of monoclonal antibody to PBK on HeLa cell. [antibody concentration 10 ug/ml]

Please note: All products are 'FOR RESEARCH USE ONLY. NOT FOR USE IN DIAGNOSTIC OR THERAPEUTIC PROCEDURES'.