

## PBK Antibody (monoclonal) (M07)

Mouse monoclonal antibody raised against a partial recombinant PBK.

Catalog # AT3197a

### Product Information

---

<b>Application</b>	WB, IHC, IF
<b>Primary Accession</b>	<a href="#">Q96KB5</a>
<b>Other Accession</b>	<a href="#">BC015191</a>
<b>Reactivity</b>	Human
<b>Host</b>	mouse
<b>Clonality</b>	monoclonal
<b>Isotype</b>	IgG2b Kappa
<b>Clone Names</b>	3A7
<b>Calculated MW</b>	36085

### Additional Information

---

<b>Gene ID</b>	55872
<b>Other Names</b>	Lymphokine-activated killer T-cell-originated protein kinase, Cancer/testis antigen 84, CT84, MAPKK-like protein kinase, Nori-3, PDZ-binding kinase, Spermatogenesis-related protein kinase, SPK, T-LAK cell-originated protein kinase, PBK, TOPK
<b>Target/Specificity</b>	PBK (AAH15191, 1 a.a. ~ 110 a.a) partial recombinant protein with GST tag. MW of the GST tag alone is 26 KDa.
<b>Dilution</b>	WB~~1:500~1000 IHC~~1:100~500 IF~~1:50~200
<b>Format</b>	Clear, colorless solution in phosphate buffered saline, pH 7.2 .
<b>Storage</b>	Store at -20°C or lower. Aliquot to avoid repeated freezing and thawing.
<b>Precautions</b>	PBK Antibody (monoclonal) (M07) is for research use only and not for use in diagnostic or therapeutic procedures.

### Background

---

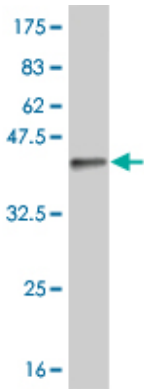
This gene encodes a serine/threonine kinase related to the dual specific mitogen-activated protein kinase kinase (MAPKK) family. Evidence suggests that mitotic phosphorylation is required for its catalytic activity. This mitotic kinase may be involved in the activation of lymphoid cells and support testicular functions, with a suggested role in the process of spermatogenesis.

### References

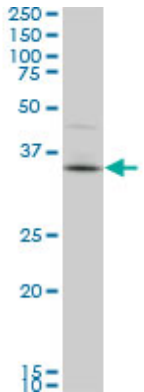
---

Personalized smoking cessation: interactions between nicotine dose, dependence and quit-success genotype score. Rose JE, et al. Mol Med, 2010 Jul-Aug. PMID 20379614.PBK/TOPK in the differential diagnosis of cholangiocarcinoma from hepatocellular carcinoma and its involvement in prognosis of human cholangiocarcinoma. He F, et al. Hum Pathol, 2010 Mar. PMID 19954816.Critical roles of T-LAK cell-originated protein kinase in cytokinesis. Park JH, et al. Cancer Sci, 2010 Feb. PMID 19900192.Molecular genetics of successful smoking cessation: convergent genome-wide association study results. Uhl GR, et al. Arch Gen Psychiatry, 2008 Jun. PMID 18519826.Bidirectional signals transduced by TOPK-ERK interaction increase tumorigenesis of HCT116 colorectal cancer cells. Zhu F, et al. Gastroenterology, 2007 Jul. PMID 17631144.

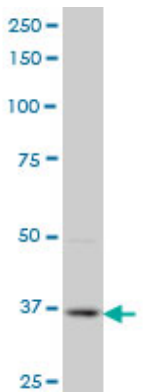
Images



Antibody Reactive Against Recombinant Protein.Western Blot detection against Immunogen (37.73 KDa) .

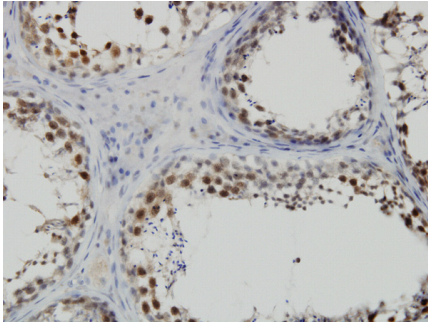



PBK monoclonal antibody (M07), clone 3A7. Western Blot analysis of PBK expression in 293 ( (Cat # AT3197a )

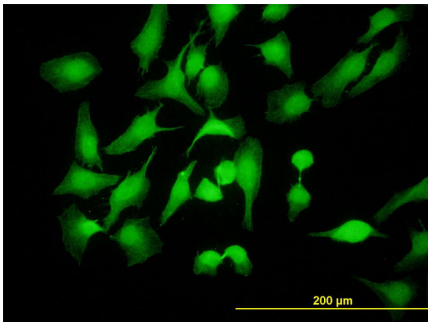


PBK monoclonal antibody (M07), clone 3A7 Western Blot analysis of PBK expression in HeLa S3 NE ( (Cat # AT3197a )

PBK monoclonal antibody (M07), clone 3A7. Western Blot analysis of PBK expression in Y-79 ( (Cat # AT3197a )



Immunoperoxidase of monoclonal antibody to PBK on formalin-fixed paraffin-embedded human testis. [antibody concentration 3 ug/ml]



Immunofluorescence of monoclonal antibody to PBK on HeLa cell. [antibody concentration 10 ug/ml]

Please note: All products are 'FOR RESEARCH USE ONLY. NOT FOR USE IN DIAGNOSTIC OR THERAPEUTIC PROCEDURES'.