

PNN Antibody (monoclonal) (M01)

Mouse monoclonal antibody raised against a partial recombinant PNN.
Catalog # AT3362a

Product Information

Application	WB, E
Primary Accession	Q9H307
Other Accession	NM_002687
Reactivity	Human, Rat
Host	mouse
Clonality	monoclonal
Isotype	IgG2a Kappa
Clone Names	2B4
Calculated MW	81628

Additional Information

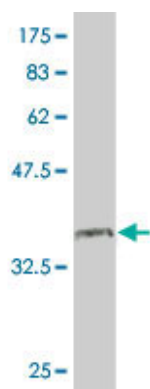
Gene ID	5411
Other Names	Pinin, 140 kDa nuclear and cell adhesion-related phosphoprotein, Desmosome-associated protein, Domain-rich serine protein, DRS protein, DRSP, Melanoma metastasis clone A protein, Nuclear protein SDK3, SR-like protein, PNN, DRS, MEMA
Target/Specificity	PNN (NP_002678, 201 a.a. ~ 300 a.a) partial recombinant protein with GST tag. MW of the GST tag alone is 26 KDa.
Dilution	WB~~1:500~1000 E~~N/A
Format	Clear, colorless solution in phosphate buffered saline, pH 7.2 .
Storage	Store at -20°C or lower. Aliquot to avoid repeated freezing and thawing.
Precautions	PNN Antibody (monoclonal) (M01) is for research use only and not for use in diagnostic or therapeutic procedures.

References

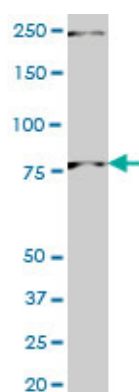
Variation at the NFATC2 Locus Increases the Risk of Thiazolinedione-Induced Edema in the Diabetes REduction Assessment with ramipril and rosiglitazone Medication (DREAM) Study. Bailey SD, et al. Diabetes Care, 2010 Jul 13. PMID 20628086. Gene-centric association signals for lipids and apolipoproteins identified via the HumanCVD BeadChip. Talmud PJ, et al. Am J Hum Genet, 2009 Nov. PMID 19913121. Corepressor CtBP and nuclear speckle protein Pnn/DRS differentially modulate transcription and splicing of the E-cadherin gene. Alpatov R, et al. Mol Cell Biol, 2008 Mar. PMID 18086895. Toward a confocal subcellular atlas of the human proteome. Barbe L, et al. Mol Cell Proteomics, 2008 Mar. PMID 18029348. Systematic

analysis of the protein interaction network for the human transcription machinery reveals the identity of the 7SK capping enzyme. Jeronimo C, et al. Mol Cell, 2007 Jul 20. PMID 17643375.

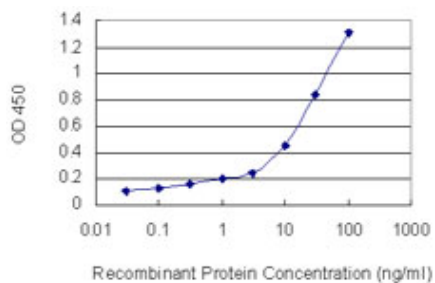
Images



Antibody Reactive Against Recombinant Protein. Western Blot detection against Immunogen (36.74 KDa) .



PNN monoclonal antibody (M01), clone 2B4 Western Blot analysis of PNN expression in PC-12 ((Cat # AT3362a)



Detection limit for recombinant GST tagged PNN is 0.1 ng/ml as a capture antibody.

Please note: All products are 'FOR RESEARCH USE ONLY. NOT FOR USE IN DIAGNOSTIC OR THERAPEUTIC PROCEDURES'.