

POU2F2 Antibody (monoclonal) (M01)

Mouse monoclonal antibody raised against a full length recombinant POU2F2.

Catalog # AT3384a

Product Information

Application	WB, IHC
Primary Accession	P09086
Other Accession	BC006101
Reactivity	Human
Host	mouse
Clonality	monoclonal
Isotype	IgG1 kappa
Clone Names	3E3-6F9
Calculated MW	51209

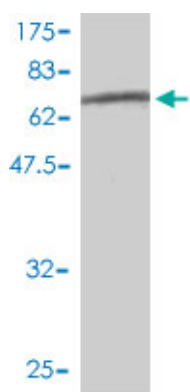
Additional Information

Gene ID	5452
Other Names	POU domain, class 2, transcription factor 2, Lymphoid-restricted immunoglobulin octamer-binding protein NF-A2, Octamer-binding protein 2, Oct-2, Octamer-binding transcription factor 2, OTF-2, POU2F2, OCT2, OTF2
Target/Specificity	POU2F2 (AAH06101, 1 a.a. ~ 400 a.a) full-length recombinant protein with GST tag. MW of the GST tag alone is 26 KDa.
Dilution	WB~~1:500~1000 IHC~~1:100~500
Format	Clear, colorless solution in phosphate buffered saline, pH 7.2 .
Storage	Store at -20°C or lower. Aliquot to avoid repeated freezing and thawing.
Precautions	POU2F2 Antibody (monoclonal) (M01) is for research use only and not for use in diagnostic or therapeutic procedures.


References

Variation at the NFATC2 Locus Increases the Risk of Thiazolinedione-Induced Edema in the Diabetes REduction Assessment with ramipril and rosiglitazone Medication (DREAM) Study. Bailey SD, et al. Diabetes Care, 2010 Jul 13. PMID 20628086. Functional characterization of gefitinib uptake in non-small cell lung cancer cell lines. Galetti M, et al. Biochem Pharmacol, 2010 Jul 15. PMID 20363215. OCT-2 expression and OCT-2/BOB.1 co-expression predict prognosis in patients with newly diagnosed acute myeloid leukemia. Advani AS, et al. Leuk Lymphoma, 2010 Apr. PMID 20141429. Gene-centric association signals for lipids and apolipoproteins identified via the HumanCVD BeadChip. Talmud PJ, et al. Am J Hum Genet, 2009 Nov. PMID 19913121. Contribution of organic cation transporter 2 (OCT2) to cisplatin-induced nephrotoxicity. Filipinski KK,

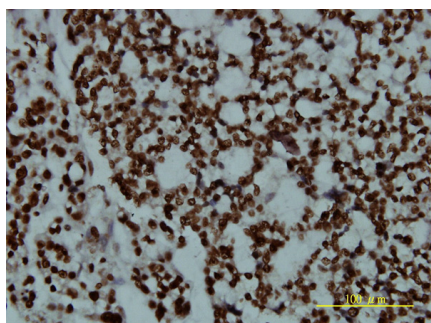
Images



Antibody Reactive Against Recombinant Protein. Western Blot detection against Immunogen (69.74 KDa) .



POU2F2 monoclonal antibody (M01), clone 3E3-6F9
Western Blot analysis of POU2F2 expression in HL-60 (Cat # AT3384a)



Immunoperoxidase of monoclonal antibody to POU2F2 on formalin-fixed paraffin-embedded human ovary, clear cell carcinoma tissue. [antibody concentration 5 ug/ml]

Please note: All products are 'FOR RESEARCH USE ONLY. NOT FOR USE IN DIAGNOSTIC OR THERAPEUTIC PROCEDURES'.