

PTX3 Antibody (monoclonal) (M01)

Mouse monoclonal antibody raised against a partial recombinant PTX3.

Catalog # AT3499a

Product Information

Application	WB, E
Primary Accession	P26022
Other Accession	NM_002852
Reactivity	Human, Mouse, Rat
Host	mouse
Clonality	monoclonal
Isotype	IgG1 Kappa
Clone Names	5B7
Calculated MW	41976

Additional Information


Gene ID	5806
Other Names	Pentraxin-related protein PTX3, Pentaxin-related protein PTX3, Tumor necrosis factor alpha-induced protein 5, TNF alpha-induced protein 5, Tumor necrosis factor-inducible gene 14 protein, TSG-14, PTX3, TNFAIP5, TSG14
Target/Specificity	PTX3 (NP_002843, 282 a.a. ~ 380 a.a) partial recombinant protein with GST tag. MW of the GST tag alone is 26 KDa.
Dilution	WB~~1:500~1000 E~~N/A
Format	Clear, colorless solution in phosphate buffered saline, pH 7.2 .
Storage	Store at -20°C or lower. Aliquot to avoid repeated freezing and thawing.
Precautions	PTX3 Antibody (monoclonal) (M01) is for research use only and not for use in diagnostic or therapeutic procedures.

References

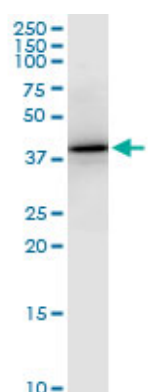
Variation at the NFATC2 Locus Increases the Risk of Thiazolidinedione-Induced Edema in the Diabetes REduction Assessment with ramipril and rosiglitazone Medication (DREAM) Study. Bailey SD, et al. Diabetes Care, 2010 Jul 13. PMID 20628086. Nontuberculous mycobacterial cervicofacial lymphadenitis in children from the multicenter, randomized, controlled trial in The Netherlands: relevance of polymorphisms in candidate host immunity genes. Haverkamp MH, et al. Int J Pediatr Otorhinolaryngol, 2010 Jul. PMID 20399512. Increased levels of serum pentraxin 3, a novel cardiovascular biomarker, in patients with inflammatory rheumatic disease. Hollan I, et al. Arthritis Care Res (Hoboken), 2010 Mar. PMID 20391484. The angiogenic inhibitor long pentraxin PTX3 forms an asymmetric octamer with two binding sites for FGF2.

Inforzato A, et al. J Biol Chem, 2010 Jun 4. PMID 20363749. Is pentraxin 3 involved in obesity-induced decrease in arterial distensibility? Miyaki A, et al. J Atheroscler Thromb, 2010 Mar 31. PMID 20134101.


Images



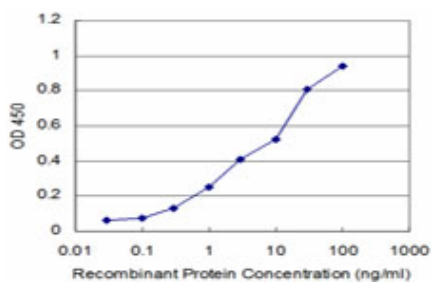
Antibody Reactive Against Recombinant Protein. Western Blot detection against Immunogen (36.63 KDa) .



PTX3 monoclonal antibody (M01), clone 5B7. Western Blot analysis of PTX3 expression in PC-12 (Cat # AT3499a)



PTX3 monoclonal antibody (M01), clone 5B7. Western Blot analysis of PTX3 expression in NIH/3T3 (Cat # AT3499a)



Detection limit for recombinant GST tagged PTX3 is approximately 0.3ng/ml as a capture antibody.

Please note: All products are 'FOR RESEARCH USE ONLY. NOT FOR USE IN DIAGNOSTIC OR THERAPEUTIC PROCEDURES'.