

PTX3 Antibody (monoclonal) (M02)

Mouse monoclonal antibody raised against a partial recombinant PTX3.

Catalog # AT3500a

Product Information

Application	WB, IF, E
Primary Accession	P26022
Other Accession	NM_002852
Reactivity	Human
Host	mouse
Clonality	monoclonal
Isotype	IgG2a Kappa
Clone Names	2B10
Calculated MW	41976

Additional Information

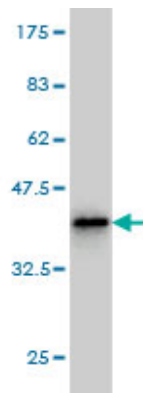
Gene ID	5806
Other Names	Pentraxin-related protein PTX3, Pentaxin-related protein PTX3, Tumor necrosis factor alpha-induced protein 5, TNF alpha-induced protein 5, Tumor necrosis factor-inducible gene 14 protein, TSG-14, PTX3, TNFAIP5, TSG14
Target/Specificity	PTX3 (NP_002843, 282 a.a. ~ 380 a.a) partial recombinant protein with GST tag. MW of the GST tag alone is 26 KDa.
Dilution	WB~~1:500~1000 IF~~1:50~200 E~~N/A
Format	Clear, colorless solution in phosphate buffered saline, pH 7.2 .
Storage	Store at -20°C or lower. Aliquot to avoid repeated freezing and thawing.
Precautions	PTX3 Antibody (monoclonal) (M02) is for research use only and not for use in diagnostic or therapeutic procedures.

References

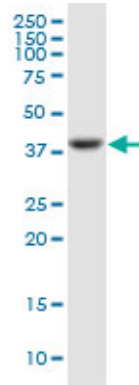
1.Repetitive hyperthermia attenuates progression of left ventricular hypertrophy and increases telomerase activity in hypertensive rats.Oyama JI, Maeda T, Sasaki M, Higuchi Y, Node K, Makino N.Am J Physiol Heart Circ Physiol. 2012 Mar 16. [Epub ahead of print]

Images

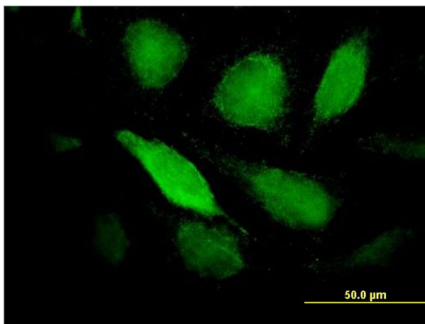
Antibody Reactive Against Recombinant Protein.Western



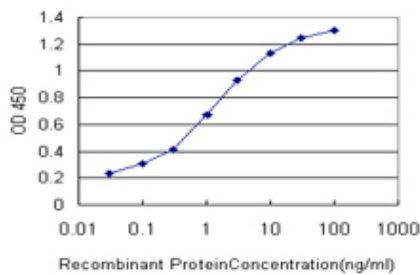
Blot detection against Immunogen (36.63 KDa) .



PTX3 monoclonal antibody (M02), clone 2B10. Western Blot analysis of PTX3 expression in U-2 OS.



Immunofluorescence of monoclonal antibody to PTX3 on HeLa cell. [antibody concentration 10 ug/ml]



Detection limit for recombinant GST tagged PTX3 is approximately 0.03ng/ml as a capture antibody.

Please note: All products are 'FOR RESEARCH USE ONLY. NOT FOR USE IN DIAGNOSTIC OR THERAPEUTIC PROCEDURES'.