

PX19 Antibody (monoclonal) (M01)

Mouse monoclonal antibody raised against a partial recombinant PX19.

Catalog # AT3504a

Product Information

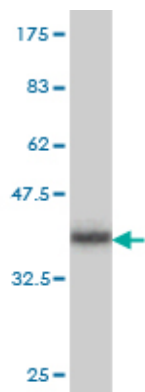
Application	WB, IHC, E
Primary Accession	Q9Y255
Other Accession	NM_013237
Reactivity	Human
Host	mouse
Clonality	monoclonal
Isotype	IgG1 Kappa
Clone Names	7B4
Calculated MW	25181

Additional Information

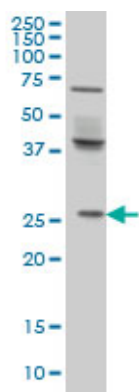
Gene ID	27166
Other Names	PRELI domain-containing protein 1, mitochondrial, 25 kDa protein of relevant evolutionary and lymphoid interest, Px19-like protein, PRELID1, PRELI
Target/Specificity	PX19 (NP_037369, 3 a.a. ~ 100 a.a) partial recombinant protein with GST tag. MW of the GST tag alone is 26 KDa.
Dilution	WB~~1:500~1000 IHC~~1:100~500 E~~N/A
Format	Clear, colorless solution in phosphate buffered saline, pH 7.2 .
Storage	Store at -20°C or lower. Aliquot to avoid repeated freezing and thawing.
Precautions	PX19 Antibody (monoclonal) (M01) is for research use only and not for use in diagnostic or therapeutic procedures.

References

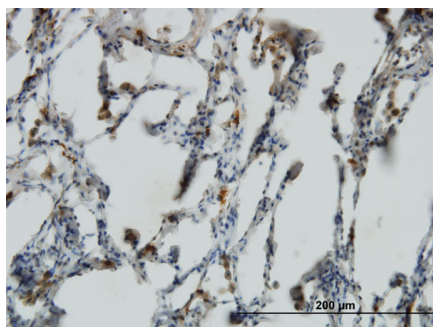
Toward a confocal subcellular atlas of the human proteome. Barbe L, et al. Mol Cell Proteomics, 2008 Mar. PMID 18029348. The status, quality, and expansion of the NIH full-length cDNA project: the Mammalian Gene Collection (MGC). Gerhard DS, et al. Genome Res, 2004 Oct. PMID 15489334. PRELI (protein of relevant evolutionary and lymphoid interest) is located within an evolutionarily conserved gene cluster on chromosome 5q34-q35 and encodes a novel mitochondrial protein. Fox EJ, et al. Biochem J, 2004 Mar 15. PMID 14640972. Generation and initial analysis of more than 15,000 full-length human and mouse cDNA sequences. Strausberg RL, et al. Proc Natl Acad Sci U S A, 2002 Dec 24. PMID 12477932. Gene expression profiling in the human hypothalamus-pituitary-adrenal axis and full-length cDNA cloning. Hu RM, et al. Proc Natl Acad Sci U S A, 2000 Aug 15. PMID 10931946.



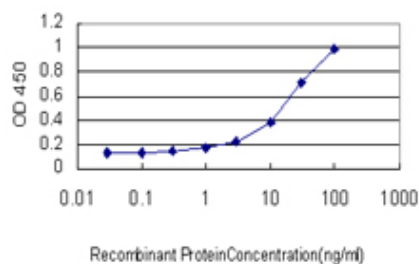
Antibody Reactive Against Recombinant Protein.Western Blot detection against Immunogen (36.52 KDa) .



PX19 monoclonal antibody (M01), clone 7B4 Western Blot analysis of PX19 expression in HeLa ((Cat # AT3504a)



Immunoperoxidase of monoclonal antibody to PX19 on formalin-fixed paraffin-embedded human lung. [antibody concentration 3 ug/ml]



Detection limit for recombinant GST tagged PX19 is approximately 3ng/ml as a capture antibody.

Please note: All products are 'FOR RESEARCH USE ONLY. NOT FOR USE IN DIAGNOSTIC OR THERAPEUTIC PROCEDURES'.