

RBBP4 Antibody (monoclonal) (M01)

Mouse monoclonal antibody raised against a full length recombinant RBBP4.
Catalog # AT3586a

Product Information

Application	WB, IHC, IF, E
Primary Accession	Q09028
Other Accession	BC053904
Reactivity	Human
Host	mouse
Clonality	monoclonal
Isotype	IgG1 kappa
Clone Names	2D7
Calculated MW	47656

Additional Information

Gene ID	5928
Other Names	Histone-binding protein RBBP4, Chromatin assembly factor 1 subunit C, CAF-1 subunit C, Chromatin assembly factor I p48 subunit, CAF-I 48 kDa subunit, CAF-I p48, Nucleosome-remodeling factor subunit RBAP48, Retinoblastoma-binding protein 4, RBBP-4, Retinoblastoma-binding protein p48, RBBP4, RBAP48
Target/Specificity	RBBP4 (AAH53904, 1 a.a. ~ 425 a.a) full-length recombinant protein with GST tag. MW of the GST tag alone is 26 KDa.
Dilution	WB~~1:500~1000 IHC~~1:100~500 IF~~1:50~200 E~~N/A
Format	Clear, colorless solution in phosphate buffered saline, pH 7.2 .
Storage	Store at -20°C or lower. Aliquot to avoid repeated freezing and thawing.
Precautions	RBBP4 Antibody (monoclonal) (M01) is for research use only and not for use in diagnostic or therapeutic procedures.

Background


This gene encodes a ubiquitously expressed nuclear protein which belongs to a highly conserved subfamily of WD-repeat proteins. It is present in protein complexes involved in histone acetylation and chromatin assembly. It is part of the Mi-2 complex which has been implicated in chromatin remodeling and transcriptional repression associated with histone deacetylation. This encoded protein is also part of co-repressor complexes, which is an integral component of transcriptional silencing. It is found among several cellular proteins that bind directly to retinoblastoma protein to regulate cell proliferation. This protein also seems to be involved in transcriptional repression of E2F-responsive genes. Three transcript

variants encoding different isoforms have been found for this gene.


References

Variation at the NFATC2 Locus Increases the Risk of Thiazolinedione-Induced Edema in the Diabetes REduction Assessment with ramipril and rosiglitazone Medication (DREAM) Study. Bailey SD, et al. Diabetes Care, 2010 Jul 13. PMID 20628086. Jarid2 and PRC2, partners in regulating gene expression. Li G, et al. Genes Dev, 2010 Feb 15. PMID 20123894. Gene-centric association signals for lipids and apolipoproteins identified via the HumanCVD BeadChip. Talmud PJ, et al. Am J Hum Genet, 2009 Nov. PMID 19913121. ZIP: a novel transcription repressor, represses EGFR oncogene and suppresses breast carcinogenesis. Li R, et al. EMBO J, 2009 Sep 16. PMID 19644445. Expression of the retinoblastoma protein RbAp48 in exocrine glands leads to Sjögren's syndrome-like autoimmune exocrinopathy. Ishimaru N, et al. J Exp Med, 2008 Nov 24. PMID 19015307.

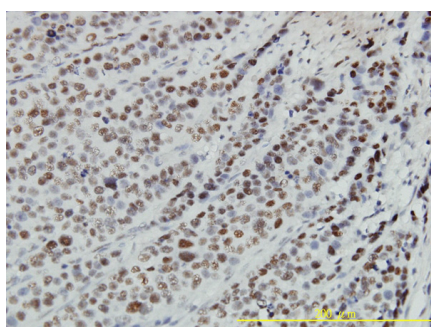
Images



Antibody Reactive Against Recombinant Protein. Western Blot detection against Immunogen (72.49 kDa) .

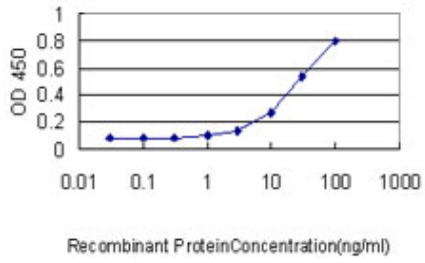
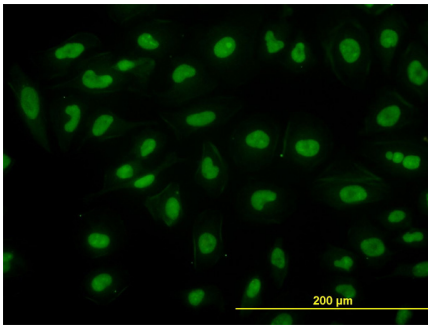


RBBP4 monoclonal antibody (M01), clone 2D7 Western Blot analysis of RBBP4 expression in HeLa ((Cat # AT3586a)



Immunoperoxidase of monoclonal antibody to RBBP4 on formalin-fixed paraffin-embedded human transitional cell carcinoma tissue. [antibody concentration 3 ug/ml]

Immunofluorescence of monoclonal antibody to RBBP4 on HeLa cell. [antibody concentration 10 ug/ml]



Detection limit for recombinant GST tagged RBBP4 is approximately 0.3ng/ml as a capture antibody.

Please note: All products are 'FOR RESEARCH USE ONLY. NOT FOR USE IN DIAGNOSTIC OR THERAPEUTIC PROCEDURES'.