

RBMS2 Antibody (monoclonal) (M04)

Mouse monoclonal antibody raised against a partial recombinant RBMS2.

Catalog # AT3598a

Product Information

Application	WB, IF, E
Primary Accession	Q15434
Other Accession	NM_002898
Reactivity	Human
Host	mouse
Clonality	monoclonal
Isotype	IgG2a Kappa
Clone Names	4E3
Calculated MW	43959

Additional Information

Gene ID	5939
Other Names	RNA-binding motif, single-stranded-interacting protein 2, Suppressor of CDC2 with RNA-binding motif 3, RBMS2, SCR3
Target/Specificity	RBMS2 (NP_002889, 308 a.a. ~ 407 a.a) partial recombinant protein with GST tag. MW of the GST tag alone is 26 KDa.
Dilution	WB~~1:500~1000 IF~~1:50~200 E~~N/A
Format	Clear, colorless solution in phosphate buffered saline, pH 7.2 .
Storage	Store at -20°C or lower. Aliquot to avoid repeated freezing and thawing.
Precautions	RBMS2 Antibody (monoclonal) (M04) is for research use only and not for use in diagnostic or therapeutic procedures.

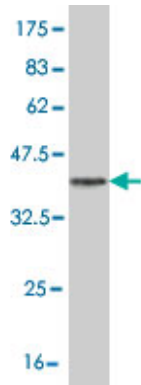
Background

The protein encoded by this gene is a member of a small family of proteins which bind single stranded DNA/RNA. These proteins are characterized by the presence of two sets of ribonucleoprotein consensus sequence (RNP-CS) that contain conserved motifs, RNP1 and RNP2, originally described in RNA binding proteins, and required for DNA binding. The RBMS proteins have been implicated in such diverse functions as DNA replication, gene transcription, cell cycle progression and apoptosis. This protein was isolated by phenotypic complementation of cdc2 and cdc13 mutants of yeast and is thought to suppress cdc2 and cdc13 mutants through the induction of translation of cdc2.

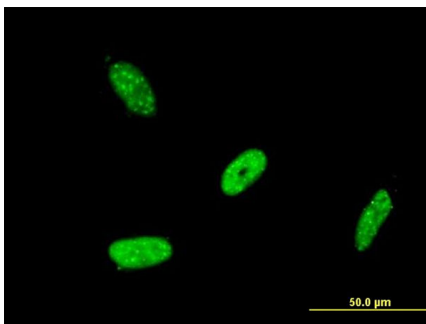
References

A human protein-protein interaction network: a resource for annotating the proteome. Stelzl U, et al. Cell, 2005 Sep 23. PMID 16169070. The status, quality, and expansion of the NIH full-length cDNA project: the Mammalian Gene Collection (MGC). Gerhard DS, et al. Genome Res, 2004 Oct. PMID 15489334. Complete sequencing and characterization of 21,243 full-length human cDNAs. Ota T, et al. Nat Genet, 2004 Jan. PMID 14702039. Generation and initial analysis of more than 15,000 full-length human and mouse cDNA sequences. Strausberg RL, et al. Proc Natl Acad Sci U S A, 2002 Dec 24. PMID 12477932. Normalization and subtraction: two approaches to facilitate gene discovery. Bonaldo MF, et al. Genome Res, 1996 Sep. PMID 8889548.

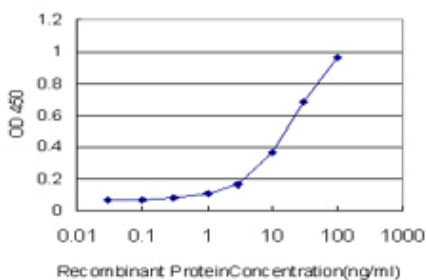
Images



Antibody Reactive Against Recombinant Protein. Western Blot detection against Immunogen (37 KDa) .



Immunofluorescence of monoclonal antibody to RBMS2 on HeLa cell . [antibody concentration 10 ug/ml]



Detection limit for recombinant GST tagged RBMS2 is approximately 1 ng/ml as a capture antibody.

Please note: All products are 'FOR RESEARCH USE ONLY. NOT FOR USE IN DIAGNOSTIC OR THERAPEUTIC PROCEDURES'.