

RBP4 Antibody (monoclonal) (M05)

Mouse monoclonal antibody raised against a full length recombinant RBP4.

Catalog # AT3602a

Product Information

Application	WB, IHC, E
Primary Accession	P02753
Other Accession	BC020633
Reactivity	Human
Host	mouse
Clonality	monoclonal
Isotype	IgG1 Kappa
Clone Names	4D9
Calculated MW	23010

Additional Information

Gene ID	5950
Other Names	Retinol-binding protein 4, Plasma retinol-binding protein, PRBP, RBP, Plasma retinol-binding protein(1-182), Plasma retinol-binding protein(1-181), Plasma retinol-binding protein(1-179), Plasma retinol-binding protein(1-176), RBP4
Target/Specificity	RBP4 (AAH20633.1, 19 a.a. ~ 201 a.a) full-length recombinant protein with GST tag. MW of the GST tag alone is 26 KDa.
Dilution	WB~~1:500~1000 IHC~~1:100~500 E~~N/A
Format	Clear, colorless solution in phosphate buffered saline, pH 7.2 .
Storage	Store at -20°C or lower. Aliquot to avoid repeated freezing and thawing.
Precautions	RBP4 Antibody (monoclonal) (M05) is for research use only and not for use in diagnostic or therapeutic procedures.

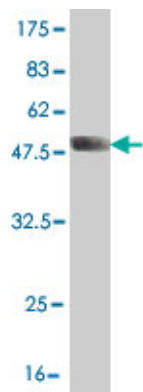
Background

This protein belongs to the lipocalin family and is the specific carrier for retinol (vitamin A alcohol) in the blood. It delivers retinol from the liver stores to the peripheral tissues. In plasma, the RBP-retinol complex interacts with transthyretin which prevents its loss by filtration through the kidney glomeruli. A deficiency of vitamin A blocks secretion of the binding protein posttranslationally and results in defective delivery and supply to the epidermal cells.

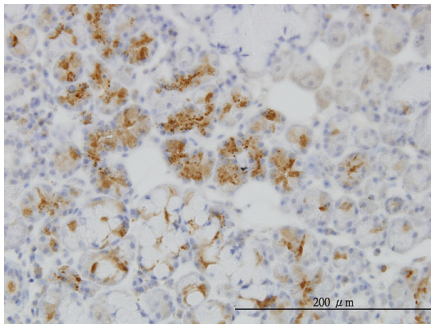
References

[Expression and regulation of retinol binding protein 4 mRNA in human adipose tissue in obese and type 2 diabetics] Liu XH, et al. Zhonghua Yi Xue Za Zhi, 2010 May 11. PMID 20646597. Case-control analysis of SNPs in GLUT4, RBP4 and STRA6: association of SNPs in STRA6 with type 2 diabetes in a South Indian population. Nair AK, et al. PLoS One, 2010 Jul 6. PMID 20625434. Decreased retinol binding protein 4 concentrations are associated with cholesterol gallstone disease. Wang SN, et al. J Formos Med Assoc, 2010 Jun. PMID 20610143. Retinol-binding protein 4 levels in obese children and adolescents with glucose intolerance. Yeste D, et al. Horm Res Paediatr, 2010. PMID 20389103. Association of plasma retinol-binding protein 4, adiponectin, and high molecular weight adiponectin with insulin resistance in non-diabetic hypertensive patients. Shim CY, et al. Yonsei Med J, 2010 May. PMID 20376890.

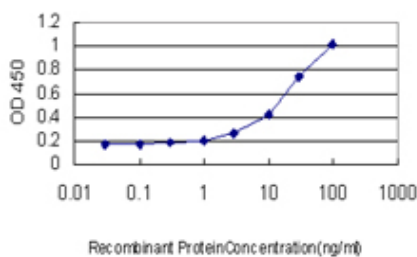
Images



Antibody Reactive Against Recombinant Protein. Western Blot detection against Immunogen (45.87 KDa) .



Immunoperoxidase of monoclonal antibody to RBP4 on formalin-fixed paraffin-embedded human salivary gland. [antibody concentration 1 ug/ml]



Detection limit for recombinant GST tagged RBP4 is approximately 1 ng/ml as a capture antibody.

Please note: All products are 'FOR RESEARCH USE ONLY. NOT FOR USE IN DIAGNOSTIC OR THERAPEUTIC PROCEDURES'.