

RHOA Antibody (monoclonal) (M06)

Mouse monoclonal antibody raised against a full length recombinant RHOA.

Catalog # AT3635a

Product Information

Application	WB, IF
Primary Accession	P61586
Other Accession	BC001360
Reactivity	Human
Host	mouse
Clonality	monoclonal
Isotype	IgG1 lambda
Clone Names	1C10
Calculated MW	21768

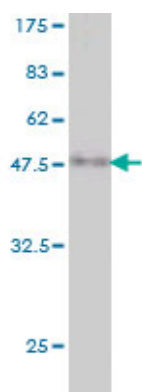
Additional Information

Gene ID	387
Other Names	Transforming protein RhoA, Rho cDNA clone 12, h12, RHOA, ARH12, ARHA, RHO12
Target/Specificity	RHOA (AAH01360, 1 a.a. ~ 193 a.a) full-length recombinant protein with GST tag. MW of the GST tag alone is 26 KDa.
Dilution	WB~~1:500~1000 IF~~1:50~200
Format	Clear, colorless solution in phosphate buffered saline, pH 7.2 .
Storage	Store at -20°C or lower. Aliquot to avoid repeated freezing and thawing.
Precautions	RHOA Antibody (monoclonal) (M06) is for research use only and not for use in diagnostic or therapeutic procedures.


References

Gankyrin plays an essential role in Ras-induced tumorigenesis through regulation of the RhoA/ROCK pathway in mammalian cells. Man JH, et al. J Clin Invest, 2010 Aug 2. PMID 20628200. Variation at the NFATC2 Locus Increases the Risk of Thiazolidinedione-Induced Edema in the Diabetes REduction Assessment with ramipril and rosiglitazone Medication (DREAM) Study. Bailey SD, et al. Diabetes Care, 2010 Jul 13. PMID 20628086. Arecoline induces HA22T/VGH hepatoma cells to undergo anoikis - involvement of STAT3 and RhoA activation. Cheng HL, et al. Mol Cancer, 2010 May 28. PMID 20507639. Characterization of the roles of RHOC and RHOA GTPases in invasion, motility, and matrix adhesion in inflammatory and aggressive breast cancers. Wu M, et al. Cancer, 2010 Jun 1. PMID 20503409. Calcium/Calmodulin-dependent protein kinase II delta 6 (CaMKIIdelta6) and RhoA involvement in thrombin-induced endothelial barrier

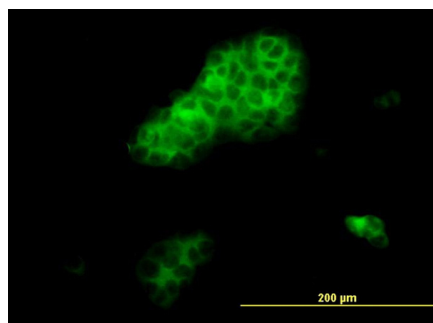
Images



Antibody Reactive Against Recombinant Protein. Western Blot detection against Immunogen (46.97 KDa) .



RHOA monoclonal antibody (M06), clone 1C10 Western Blot analysis of RHOA expression in A-431 ((Cat # AT3635a)



Immunofluorescence of monoclonal antibody to RHOA on A-431 cell. [antibody concentration 10 ug/ml]

Please note: All products are 'FOR RESEARCH USE ONLY. NOT FOR USE IN DIAGNOSTIC OR THERAPEUTIC PROCEDURES'.