

S100A5 Antibody (monoclonal) (M03)

Mouse monoclonal antibody raised against a partial recombinant S100A5.

Catalog # AT3758a

Product Information

Application	WB, IHC, E
Primary Accession	P33763
Other Accession	NM_002962
Reactivity	Human
Host	mouse
Clonality	monoclonal
Isotype	IgG2a Kappa
Clone Names	50
Calculated MW	10744

Additional Information

Gene ID	6276
Other Names	Protein S100-A5, Protein S-100D, S100 calcium-binding protein A5, S100A5, S100D
Target/Specificity	S100A5 (NP_002953, 1 a.a. ~ 90 a.a) partial recombinant protein with GST tag. MW of the GST tag alone is 26 KDa.
Dilution	WB~~1:500~1000 IHC~~1:100~500 E~~N/A
Format	Clear, colorless solution in phosphate buffered saline, pH 7.2 .
Storage	Store at -20°C or lower. Aliquot to avoid repeated freezing and thawing.
Precautions	S100A5 Antibody (monoclonal) (M03) is for research use only and not for use in diagnostic or therapeutic procedures.


Background

The protein encoded by this gene is a member of the S100 family of proteins containing 2 EF-hand calcium-binding motifs. S100 proteins are localized in the cytoplasm and/or nucleus of a wide range of cells, and involved in the regulation of a number of cellular processes such as cell cycle progression and differentiation. S100 genes include at least 13 members which are located as a cluster on chromosome 1q21. This protein has a Ca²⁺ affinity 20- to 100-fold higher than the other S100 proteins studied under identical conditions. This protein also binds Zn²⁺ and Cu²⁺, and Cu²⁺ strongly which impairs the binding of Ca²⁺. This protein is expressed in very restricted regions of the adult brain.

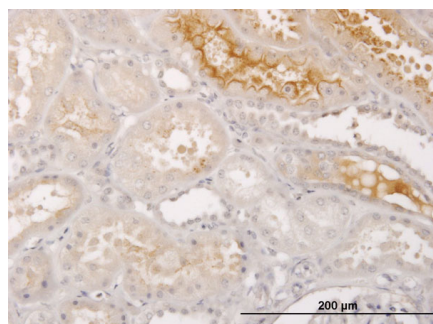
References

Hippocampal atrophy as a quantitative trait in a genome-wide association study identifying novel susceptibility genes for Alzheimer's disease. Potkin SG, et al. PLoS One, 2009 Aug 7. PMID 19668339. Variation in genes of the epidermal differentiation complex in German atopic dermatitis patients. Stemmler S, et al. Int J Immunogenet, 2009 Aug. PMID 19601998. Solution structure and dynamics of S100A5 in the apo and Ca²⁺-bound states. Bertini I, et al. J Biol Inorg Chem, 2009 Sep. PMID 19536568. The DNA sequence and biological annotation of human chromosome 1. Gregory SG, et al. Nature, 2006 May 18. PMID 16710414. Differential expression of S100 proteins in the developing human hippocampus and temporal cortex. Chan WY, et al. Microsc Res Tech, 2003 Apr 15. PMID 12645008.

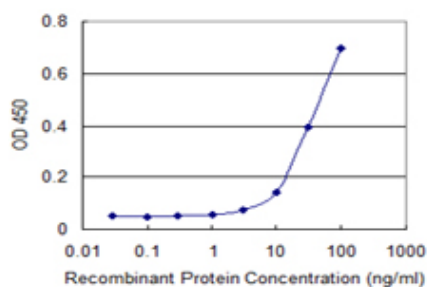
Images



Antibody Reactive Against Recombinant Protein. Western Blot detection against Immunogen (35.64 kDa) .



Immunoperoxidase of monoclonal antibody to S100A5 on formalin-fixed paraffin-embedded human kidney. [antibody concentration 1.5 ug/ml]



Detection limit for recombinant GST tagged S100A5 is 3 ng/ml as a capture antibody.

Please note: All products are 'FOR RESEARCH USE ONLY. NOT FOR USE IN DIAGNOSTIC OR THERAPEUTIC PROCEDURES'.