

SEP3 Antibody (monoclonal) (M03)

Mouse monoclonal antibody raised against a partial recombinant SEPT3.

Catalog # AT3813a

Product Information

Application	WB, E
Primary Accession	Q9UH03
Other Accession	NM_145733
Reactivity	Human, Mouse, Rat
Host	mouse
Clonality	monoclonal
Isotype	IgG1 Kappa
Clone Names	4D8
Calculated MW	40704

Additional Information

Gene ID	55964
Other Names	Neuronal-specific septin-3, SEPT3, SEP3
Target/Specificity	SEPT3 (NP_663786, 236 a.a. ~ 345 a.a) partial recombinant protein with GST tag. MW of the GST tag alone is 26 KDa.
Dilution	WB~~1:500~1000 E~~N/A
Format	Clear, colorless solution in phosphate buffered saline, pH 7.2 .
Storage	Store at -20°C or lower. Aliquot to avoid repeated freezing and thawing.
Precautions	SEP3 Antibody (monoclonal) (M03) is for research use only and not for use in diagnostic or therapeutic procedures.

Background

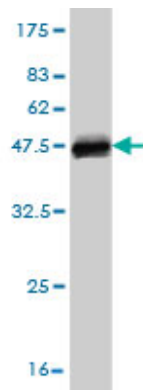
This gene belongs to the septin family of GTPases. Members of this family are required for cytokinesis. Expression is upregulated by retinoic acid in a human teratocarcinoma cell line. The specific function of this gene has not been determined. Alternative splicing of this gene results in two transcript variants encoding different isoforms.

References

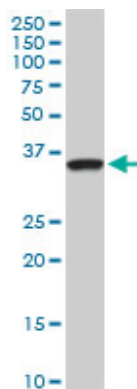
Toward a confocal subcellular atlas of the human proteome. Barbe L, et al. Mol Cell Proteomics, 2008 Mar. PMID 18029348. The LIFEdb database in 2006. Mehrle A, et al. Nucleic Acids Res, 2006 Jan 1. PMID 16381901. A human protein-protein interaction network: a resource for annotating the proteome. Stelzl U, et

al. Cell, 2005 Sep 23. PMID 16169070.From ORFeome to biology: a functional genomics pipeline. Wiemann S, et al. Genome Res, 2004 Oct. PMID 15489336.Septin 3 (G-septin) is a developmentally regulated phosphoprotein enriched in presynaptic nerve terminals. Xue J, et al. J Neurochem, 2004 Nov. PMID 15485489.

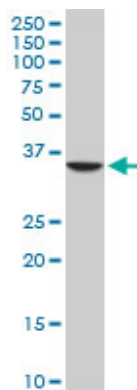
Images



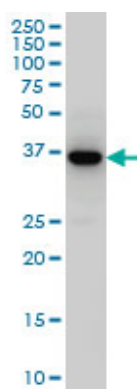
Antibody Reactive Against Recombinant Protein.Western Blot detection against Immunogen (37.84 KDa) .



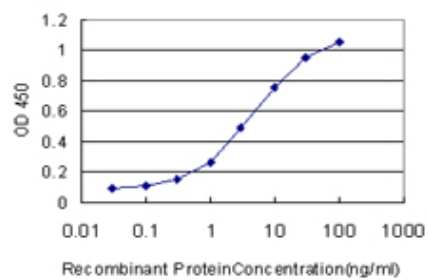
SEPT3 monoclonal antibody (M03), clone 4D8. Western Blot analysis of SEPT3 expression in PC-12 ((Cat # AT3813a)



SEPT3 monoclonal antibody (M03), clone 4D8. Western Blot analysis of SEPT3 expression in Raw 264.7 ((Cat # AT3813a)



SEPT3 monoclonal antibody (M03), clone 4D8 Western Blot analysis of SEPT3 expression in Jurkat ((Cat # AT3813a)



Detection limit for recombinant GST tagged SEPT3 is approximately 0.1ng/ml as a capture antibody.

Please note: All products are 'FOR RESEARCH USE ONLY. NOT FOR USE IN DIAGNOSTIC OR THERAPEUTIC PROCEDURES'.