

SH3BGR Antibody (monoclonal) (M01)

Mouse monoclonal antibody raised against a full length recombinant SH3BGR.

Catalog # AT3866a

Product Information

Application	WB, IHC
Primary Accession	P55822
Other Accession	BC006371
Reactivity	Human
Host	mouse
Clonality	monoclonal
Isotype	IgG1 kappa
Clone Names	3B7
Calculated MW	26086


Additional Information

Gene ID	6450
Other Names	SH3 domain-binding glutamic acid-rich protein, SH3BGR protein, 21-glutamic acid-rich protein, 21-GARP, SH3BGR
Target/Specificity	SH3BGR (AAH06371, 1 a.a. ~ 239 a.a) full-length recombinant protein with GST tag. MW of the GST tag alone is 26 KDa.
Dilution	WB~~1:500~1000 IHC~~1:100~500
Format	Clear, colorless solution in phosphate buffered saline, pH 7.2 .
Storage	Store at -20°C or lower. Aliquot to avoid repeated freezing and thawing.
Precautions	SH3BGR Antibody (monoclonal) (M01) is for research use only and not for use in diagnostic or therapeutic procedures.


References

Use of genome-wide expression data to mine the Gray Zone of GWA studies leads to novel candidate obesity genes. Naukkarinen J, et al. PLoS Genet, 2010 Jun 3. PMID 20532202. Cell array-based intracellular localization screening reveals novel functional features of human chromosome 21 proteins. Hu YH, et al. BMC Genomics, 2006 Jun 16. PMID 16780588. The status, quality, and expansion of the NIH full-length cDNA project: the Mammalian Gene Collection (MGC). Gerhard DS, et al. Genome Res, 2004 Oct. PMID 15489334. Heart morphogenesis is not affected by overexpression of the Sh3bgr gene mapping to the Down syndrome heart critical region. Sandri C, et al. Hum Genet, 2004 Apr. PMID 14767758. Generation and initial analysis of more than 15,000 full-length human and mouse cDNA sequences. Strausberg RL, et al. Proc Natl Acad Sci U S A, 2002 Dec 24. PMID 12477932.

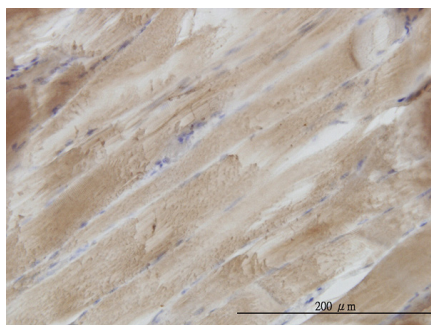
Images



Antibody Reactive Against Recombinant Protein. Western Blot detection against Immunogen (52.03 KDa) .



SH3BGR monoclonal antibody (M01), clone 3B7 Western Blot analysis of SH3BGR expression in HeLa (Cat # AT3866a)



Immunoperoxidase of monoclonal antibody to SH3BGR on formalin-fixed paraffin-embedded human skeletal muscle. [antibody concentration 3 ug/ml]

Please note: All products are 'FOR RESEARCH USE ONLY. NOT FOR USE IN DIAGNOSTIC OR THERAPEUTIC PROCEDURES'.