

## SP1 Antibody (monoclonal) (M03)

Mouse monoclonal antibody raised against a partial recombinant SP1.

Catalog # AT4005a

### Product Information

---

<b>Application</b>	WB, IHC, IF, E
<b>Primary Accession</b>	<a href="#">P08047</a>
<b>Other Accession</b>	<a href="#">NM_138473</a>
<b>Reactivity</b>	Human
<b>Host</b>	mouse
<b>Clonality</b>	monoclonal
<b>Isotype</b>	IgG1
<b>Clone Names</b>	4C8
<b>Calculated MW</b>	80693

### Additional Information

---

<b>Gene ID</b>	6667
<b>Other Names</b>	Transcription factor Sp1, SP1, TSFP1
<b>Target/Specificity</b>	SP1 (NP_612482, 89 a.a. ~ 198 a.a) partial recombinant protein with GST tag. MW of the GST tag alone is 26 KDa.
<b>Dilution</b>	WB~~1:500~1000 IHC~~1:100~500 IF~~1:50~200 E~~N/A
<b>Format</b>	Clear, colorless solution in phosphate buffered saline, pH 7.2 .
<b>Storage</b>	Store at -20°C or lower. Aliquot to avoid repeated freezing and thawing.
<b>Precautions</b>	SP1 Antibody (monoclonal) (M03) is for research use only and not for use in diagnostic or therapeutic procedures.

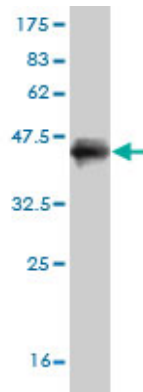
### References

---

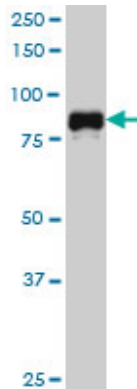
Inhibition of NFkappaB and pancreatic cancer cell and tumor growth by curcumin is dependent on specificity protein down-regulation. Jutooru I, et al. J Biol Chem, 2010 Aug 13. PMID 20538607.Sp1 binds to the external promoter of the p73 gene and induces the expression of TAp73gamma in lung cancer. Logotheti S, et al. FEBS J, 2010 Jul. PMID 20528922.Regulation of plasma-membrane-associated sialidase NEU3 gene by Sp1/Sp3 transcription factors. Yamaguchi K, et al. Biochem J, 2010 Aug 15. PMID 20518744.Transcription factor Sp1 regulates expression of cancer-associated molecule CD147 in human lung cancer. Kong LM, et al. Cancer Sci, 2010 Jun. PMID 20384626.HDAC4 inhibits the transcriptional activation of mda-7/IL-24 induced by Sp1. Pan L, et al. Cell Mol Immunol, 2010 May. PMID 20383178.

### Images

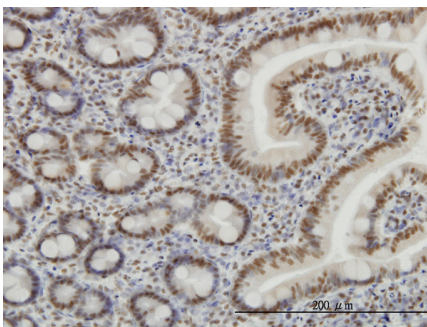
---



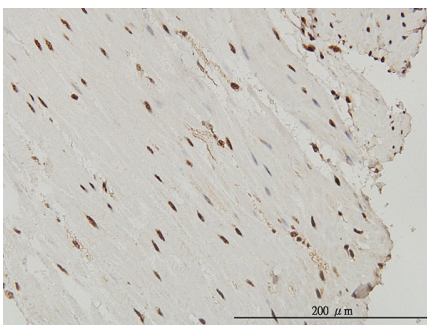
Antibody Reactive Against Recombinant Protein. Western Blot detection against Immunogen (37.84 KDa) .



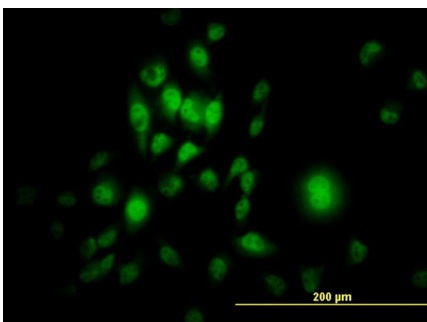
SP1 monoclonal antibody (M03), clone 4C8 Western Blot analysis of SP1 expression in HeLa S3 NE ( Cat # AT4005a )



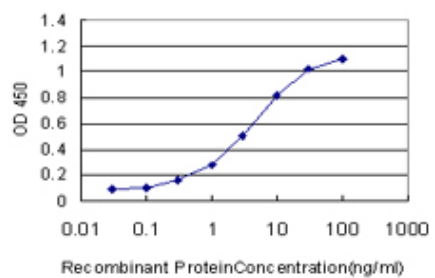
Immunoperoxidase of monoclonal antibody to SP1 on formalin-fixed paraffin-embedded human small Intestine. [antibody concentration 3 ug/ml]



Immunoperoxidase of monoclonal antibody to SP1 on formalin-fixed paraffin-embedded human smooth muscle. [antibody concentration 3 ug/ml]



Immunofluorescence of monoclonal antibody to SP1 on HeLa cell. [antibody concentration 20 ug/ml]



Detection limit for recombinant GST tagged SP1 is approximately 0.3ng/ml as a capture antibody.

Please note: All products are 'FOR RESEARCH USE ONLY. NOT FOR USE IN DIAGNOSTIC OR THERAPEUTIC PROCEDURES'.