

SSX4 Antibody (monoclonal) (M02)

Mouse monoclonal antibody raised against a partial recombinant SSX4.

Catalog # AT4049a

Product Information

Application	WB, IF, E
Primary Accession	O60224
Other Accession	NM_005636
Reactivity	Human
Host	mouse
Clonality	monoclonal
Isotype	IgG2a Kappa
Clone Names	3E11
Calculated MW	21858

Additional Information

Gene ID	548313;6759
Other Names	Protein SSX4, Cancer/testis antigen 54, CT54, SSX4, SSX4A
Target/Specificity	SSX4 (NP_005627, 91 a.a. ~ 188 a.a) partial recombinant protein with GST tag. MW of the GST tag alone is 26 KDa.
Dilution	WB~~1:500~1000 IF~~1:50~200 E~~N/A
Format	Clear, colorless solution in phosphate buffered saline, pH 7.2 .
Storage	Store at -20°C or lower. Aliquot to avoid repeated freezing and thawing.
Precautions	SSX4 Antibody (monoclonal) (M02) is for research use only and not for use in diagnostic or therapeutic procedures.


Background

The product of this gene belongs to the family of highly homologous synovial sarcoma X (SSX) breakpoint proteins. These proteins may function as transcriptional repressors. They are also capable of eliciting spontaneously humoral and cellular immune responses in cancer patients, and are potentially useful targets in cancer vaccine-based immunotherapy. SSX1, SSX2 and SSX4 genes have been involved in the t(X;18) translocation characteristically found in all synovial sarcomas. This translocation results in the fusion of the synovial sarcoma translocation gene on chromosome 18 to one of the SSX genes on chromosome X. Chromosome Xp11 contains a segmental duplication resulting in two identical copies of synovial sarcoma, X breakpoint 4, SSX4 and SSX4B, in tail-to-tail orientation. This gene, SSX4, represents the more telomeric copy. Two transcript variants encoding distinct isoforms have been identified for this gene.

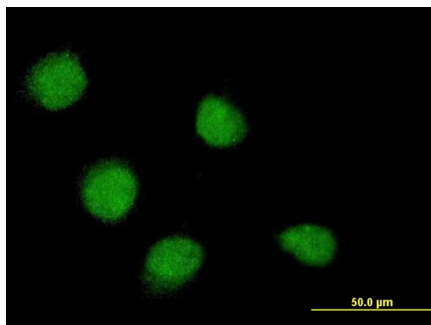
References

Towards a proteome-scale map of the human protein-protein interaction network. Rual JF, et al. Nature, 2005 Oct 20. PMID 16189514. CD4+ T cell responses to SSX-4 in melanoma patients. Ayyoub M, et al. J Immunol, 2005 Apr 15. PMID 15814740. The DNA sequence of the human X chromosome. Ross MT, et al. Nature, 2005 Mar 17. PMID 15772651. The status, quality, and expansion of the NIH full-length cDNA project: the Mammalian Gene Collection (MGC). Gerhard DS, et al. Genome Res, 2004 Oct. PMID 15489334. Generation and initial analysis of more than 15,000 full-length human and mouse cDNA sequences. Strausberg RL, et al. Proc Natl Acad Sci U S A, 2002 Dec 24. PMID 12477932.

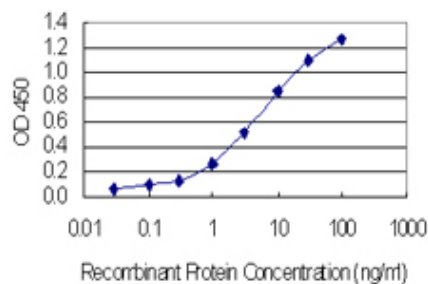
Images



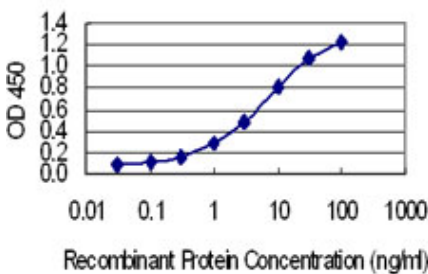
Antibody Reactive Against Recombinant Protein. Western Blot detection against Immunogen (36.52 KDa) .



Immunofluorescence of monoclonal antibody to SSX4 on HeLa cell . [antibody concentration 10 ug/ml]

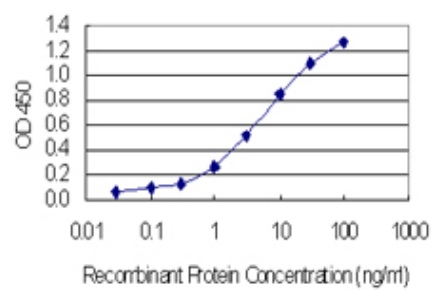


Detection limit for recombinant GST tagged SSX4 is approximately 3ng/ml as a capture antibody.



Detection limit for recombinant GST tagged SSX4 is 0.1 ng/ml as a capture antibody.

Detection limit for recombinant GST tagged SSX4 is 0.03 ng/ml as a capture antibody.



Please note: All products are 'FOR RESEARCH USE ONLY. NOT FOR USE IN DIAGNOSTIC OR THERAPEUTIC PROCEDURES'.