

# STAT2 Antibody (monoclonal) (M01)

Mouse monoclonal antibody raised against a partial recombinant STAT2.  
Catalog # AT4061a

## Product Information

---

<b>Application</b>	WB, IF, E
<b>Primary Accession</b>	<a href="#">P52630</a>
<b>Other Accession</b>	<a href="#">BC051284</a>
<b>Reactivity</b>	Human
<b>Host</b>	mouse
<b>Clonality</b>	monoclonal
<b>Isotype</b>	IgG1 Kappa
<b>Clone Names</b>	5G7
<b>Calculated MW</b>	97916

## Additional Information

---

<b>Gene ID</b>	6773
<b>Other Names</b>	Signal transducer and activator of transcription 2, p113, STAT2
<b>Target/Specificity</b>	STAT2 (AAH51284, 742 a.a. ~ 851 a.a) partial recombinant protein with GST tag. MW of the GST tag alone is 26 KDa.
<b>Dilution</b>	WB~~1:500~1000 IF~~1:50~200 E~~N/A
<b>Format</b>	Clear, colorless solution in phosphate buffered saline, pH 7.2 .
<b>Storage</b>	Store at -20°C or lower. Aliquot to avoid repeated freezing and thawing.
<b>Precautions</b>	STAT2 Antibody (monoclonal) (M01) is for research use only and not for use in diagnostic or therapeutic procedures.

## Background

---

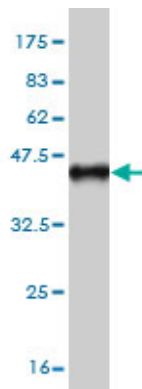
The protein encoded by this gene is a member of the STAT protein family. In response to cytokines and growth factors, STAT family members are phosphorylated by the receptor associated kinases, and then form homo- or heterodimers that translocate to the cell nucleus where they act as transcription activators. In response to interferon (IFN), this protein forms a complex with STAT1 and IFN regulatory factor family protein p48 (ISGF3G), in which this protein acts as a transactivator, but lacks the ability to bind DNA directly. Transcription adaptor P300/CBP (EP300/CREBBP) has been shown to interact specifically with this protein, which is thought to be involved in the process of blocking IFN-alpha response by adenovirus. Multiple transcript variants encoding different isoforms have been found for this gene.

## References


---

Variation at the NFATC2 Locus Increases the Risk of Thiazolinedione-Induced Edema in the Diabetes REduction Assessment with ramipril and rosiglitazone Medication (DREAM) Study. Bailey SD, et al. Diabetes Care, 2010 Jul 13. PMID 20628086. Dengue hemorrhagic fever is associated with polymorphisms in JAK1. Silva LK, et al. Eur J Hum Genet, 2010 Jun 30. PMID 20588308. [Role of the interferon-stimulated response elements I/II in expression regulation of the retinoic acid induced gene G] Lou YJ, et al. Zhonghua Yi Xue Yi Chuan Xue Za Zhi, 2010 Jun. PMID 20533260. Polymorphisms in innate immunity genes and risk of childhood leukemia. Han S, et al. Hum Immunol, 2010 Jul. PMID 20438785. Global changes of mRNA expression reveals an increased activity of the interferon-induced signal transducer and activator of transcription (STAT) pathway by repression of miR-221/222 in glioblastoma U251 cells. Zhang C, et al. Int J Oncol, 2010 Jun. PMID 20428775.

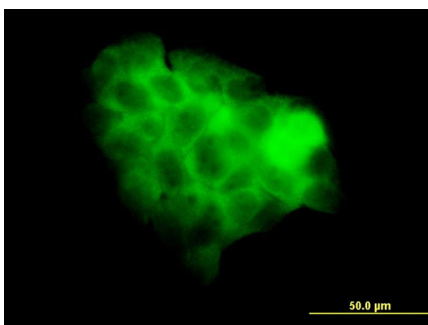
## Images



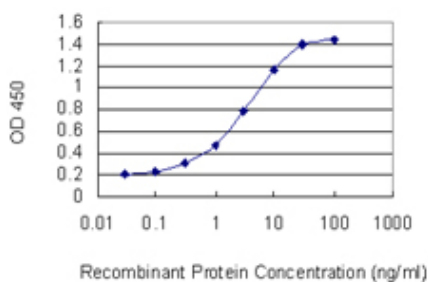
Antibody Reactive Against Recombinant Protein. Western Blot detection against Immunogen (37.73 KDa) .



STAT2 monoclonal antibody (M01), clone 5G7 Western Blot analysis of STAT2 expression in A-431 ( (Cat # AT4061a )



Immunofluorescence of monoclonal antibody to STAT2 on A-431 cell. [antibody concentration 10 ug/ml]



Detection limit for recombinant GST tagged STAT2 is 0.03 ng/ml as a capture antibody.

Please note: All products are 'FOR RESEARCH USE ONLY. NOT FOR USE IN DIAGNOSTIC OR THERAPEUTIC PROCEDURES'.