

STK38 Antibody (monoclonal) (M01)

Mouse monoclonal antibody raised against a full length recombinant STK38.

Catalog # AT4086a

Product Information

Application	WB, IHC, IF, IP
Primary Accession	Q15208
Other Accession	BC012085
Reactivity	Human
Host	Mouse
Clonality	monoclonal
Isotype	IgG2a kappa
Clone Names	S5
Calculated MW	54190

Additional Information


Gene ID	11329
Other Names	Serine/threonine-protein kinase 38, NDR1 protein kinase, Nuclear Dbf2-related kinase 1, STK38 {ECO:0000312 EMBL:AAH120851}
Target/Specificity	STK38 (AAH12085, 1 a.a. ~ 465 a.a) full-length recombinant protein with GST tag. MW of the GST tag alone is 26 KDa.
Dilution	WB~~1:500~1000 IHC~~1:100~500 IF~~1:50~200 IP~~N/A
Format	Clear, colorless solution in phosphate buffered saline, pH 7.2 .
Storage	Store at -20°C or lower. Aliquot to avoid repeated freezing and thawing.
Precautions	STK38 Antibody (monoclonal) (M01) is for research use only and not for use in diagnostic or therapeutic procedures.

References

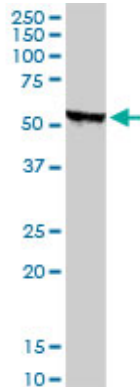
1.MICAL-1 is a Negative Regulator of MST-NDR Kinase Signaling and Apoptosis.Zhou Y, Adolfs Y, Pijnappel WW, Fuller SJ, Van der Schors RC, Li KW, Sugden PH, Smit AB, Hergovich A, Pasterkamp RJ.Mol Cell Biol. 2011 Sep;31(17):3603-15. Epub 2011 Jul 5.

Images


Antibody Reactive Against Recombinant Protein.Western Blot detection against Immunogen (76.89 KDa) .



STK38 monoclonal antibody (M01), clone 2G8-1F3.
Western Blot analysis of STK38 expression in human kidney.

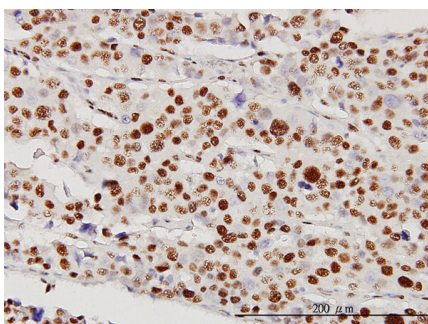
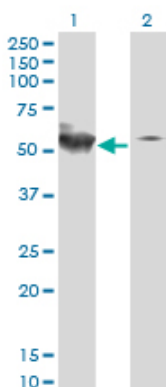


STK38 monoclonal antibody (M01), clone 2G8-1F3
Western Blot analysis of STK38 expression in Hela S3 NE (Cat # AT4086a)

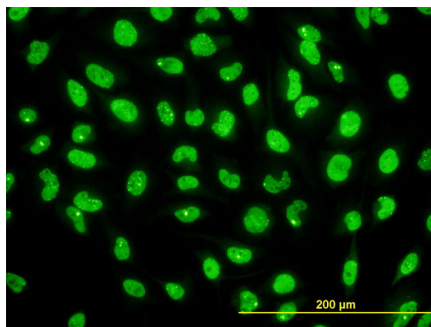


Western Blot analysis of STK38 expression in transfected 293T cell line by STK38 monoclonal antibody (M01), clone 2G8-1F3.

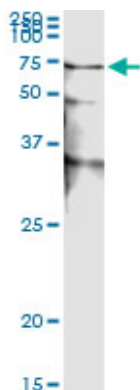
Lane 1: STK38 transfected lysate(54.2 KDa).
Lane 2: Non-transfected lysate.



Immunoperoxidase of monoclonal antibody to STK38 on formalin-fixed paraffin-embedded human malignant lymphoma, diffuse large B tissue [antibody concentration 5 ug/ml]



Immunofluorescence of monoclonal antibody to STK38 on HeLa cell. [antibody concentration 10 ug/ml]



Immunoprecipitation of STK38 transfected lysate using anti-STK38 monoclonal antibody and Protein A Magnetic Bead ([U0007](#)), and immunoblotted with STK38 MaxPab rabbit polyclonal antibody.

Please note: All products are 'FOR RESEARCH USE ONLY. NOT FOR USE IN DIAGNOSTIC OR THERAPEUTIC PROCEDURES'.