

STK4 Antibody (monoclonal) (M01)

Mouse monoclonal antibody raised against a full length recombinant STK4.

Catalog # AT4088a

Product Information

Application	WB, IHC, IF, E
Primary Accession	Q13043
Other Accession	BC005231
Reactivity	Human
Host	mouse
Clonality	monoclonal
Isotype	IgG1 kappa
Clone Names	1D7-8A10
Calculated MW	55630

Additional Information

Gene ID	6789
Other Names	Serine/threonine-protein kinase 4, Mammalian STE20-like protein kinase 1, MST-1, STE20-like kinase MST1, Serine/threonine-protein kinase Krs-2, Serine/threonine-protein kinase 4 37kDa subunit, MST1/N, Serine/threonine-protein kinase 4 18kDa subunit, MST1/C, STK4, KRS2, MST1
Target/Specificity	STK4 (AAH05231, 1 a.a. ~ 39 a.a) full-length recombinant protein with GST tag. MW of the GST tag alone is 26 KDa.
Dilution	WB~~1:500~1000 IHC~~1:100~500 IF~~1:50~200 E~~N/A
Format	Clear, colorless solution in phosphate buffered saline, pH 7.2 .
Storage	Store at -20°C or lower. Aliquot to avoid repeated freezing and thawing.
Precautions	STK4 Antibody (monoclonal) (M01) is for research use only and not for use in diagnostic or therapeutic procedures.


Background

The protein encoded by this gene is a cytoplasmic kinase that is structurally similar to the yeast Ste20p kinase, which acts upstream of the stress-induced mitogen-activated protein kinase cascade. The encoded protein can phosphorylate myelin basic protein and undergoes autophosphorylation. A caspase-cleaved fragment of the encoded protein has been shown to be capable of phosphorylating histone H2B. The particular phosphorylation catalyzed by this protein has been correlated with apoptosis, and it's possible that this protein induces the chromatin condensation observed in this process.


References

Personalized smoking cessation: interactions between nicotine dose, dependence and quit-success genotype score. Rose JE, et al. Mol Med, 2010 Jul-Aug. PMID 20379614. Role of the tumor suppressor RASSF2 in regulation of MST1 kinase activity. Song H, et al. Biochem Biophys Res Commun, 2010 Jan 1. PMID 19962960. Phosphoinositide 3-kinase/Akt inhibits MST1-mediated pro-apoptotic signaling through phosphorylation of threonine 120. Yuan Z, et al. J Biol Chem, 2010 Feb 5. PMID 19940129. MST kinases monitor actin cytoskeletal integrity and signal via c-Jun N-terminal kinase stress-activated kinase to regulate p21Waf1/Cip1 stability. Densham RM, et al. Mol Cell Biol, 2009 Dec. PMID 19822666. Mammalian BTBD12/SLX4 assembles a Holliday junction resolvase and is required for DNA repair. Svendsen JM, et al. Cell, 2009 Jul 10. PMID 19596235.

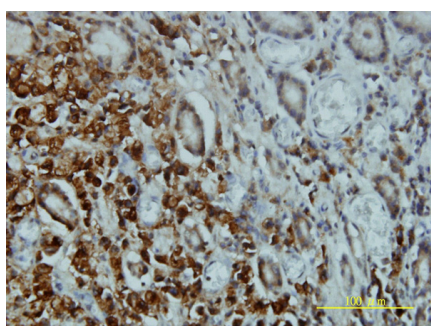
Images



Antibody Reactive Against Recombinant Protein. Western Blot detection against Immunogen (30.03 KDa) .

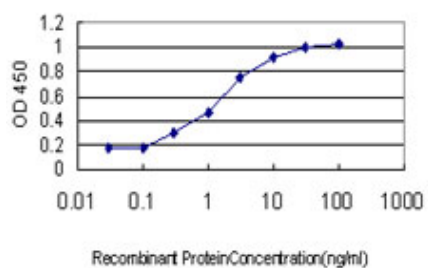
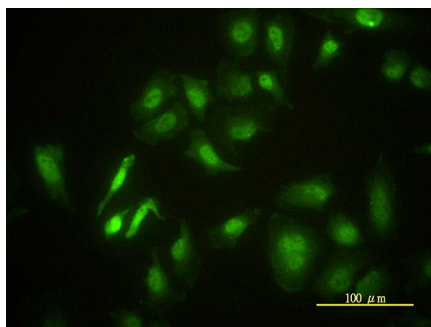


STK4 monoclonal antibody (M01), clone 1D7-8A10
Western Blot analysis of STK4 expression in HeLa S3 NE (Cat # AT4088a)



Immunoperoxidase of monoclonal antibody to STK4 on formalin-fixed paraffin-embedded human stomach carcinoma tissue. [antibody concentration 5 ug/ml]

Immunofluorescence of monoclonal antibody to STK4 on HeLa cell. [antibody concentration 10 ug/ml]



Detection limit for recombinant GST tagged STK4 is approximately 0.03ng/ml as a capture antibody.

Please note: All products are 'FOR RESEARCH USE ONLY. NOT FOR USE IN DIAGNOSTIC OR THERAPEUTIC PROCEDURES'.