

SUPT5H Antibody (monoclonal) (M01)

Mouse monoclonal antibody raised against a partial recombinant SUPT5H.

Catalog # AT4108a

Product Information

Application	WB, IHC, IF
Primary Accession	O00267
Other Accession	BC024203
Reactivity	Human
Host	mouse
Clonality	monoclonal
Isotype	IgG2b Kappa
Clone Names	3F1
Calculated MW	121000

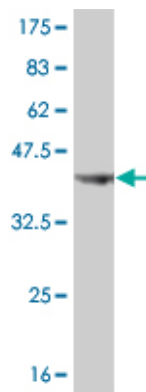
Additional Information

Gene ID	6829
Other Names	Transcription elongation factor SPT5, hSPT5, DRB sensitivity-inducing factor 160 kDa subunit, DSIF p160, DRB sensitivity-inducing factor large subunit, DSIF large subunit, Tat-cotransactivator 1 protein, Tat-CT1 protein, SUPT5H, SPT5, SPT5H
Target/Specificity	SUPT5H (AAH24203, 981 a.a. ~ 1087 a.a) partial recombinant protein with GST tag. MW of the GST tag alone is 26 KDa.
Dilution	WB~~1:500~1000 IHC~~1:100~500 IF~~1:50~200
Format	Clear, colorless solution in phosphate buffered saline, pH 7.2 .
Storage	Store at -20°C or lower. Aliquot to avoid repeated freezing and thawing.
Precautions	SUPT5H Antibody (monoclonal) (M01) is for research use only and not for use in diagnostic or therapeutic procedures.

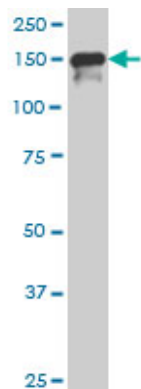
References

DSIF, the Paf1 complex, and Tat-SF1 have nonredundant, cooperative roles in RNA polymerase II elongation. Chen Y, et al. Genes Dev, 2009 Dec 1. PMID 19952111. Crystal structure of the human transcription elongation factor DSIF hSpt4 subunit in complex with the hSpt5 dimerization interface. Wenzel S, et al. Biochem J, 2009 Dec 23. PMID 19860741. Repression of RNA polymerase II elongation in vivo is critically dependent on the C-terminus of Spt5. Chen H, et al. PLoS One, 2009 Sep 9. PMID 19742326. Role of human transcription elongation factor DSIF in the suppression of senescence and apoptosis. Komori T, et al. Genes Cells, 2009 Mar. PMID 19210550. Interplay between E-box and NF-kappaB in regulation of A20 gene by DRB

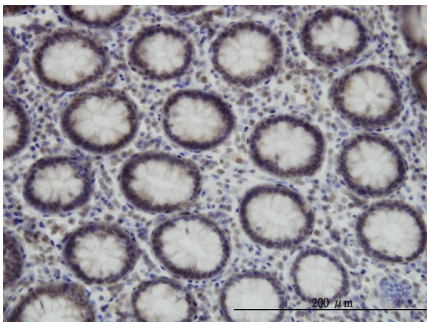
Images



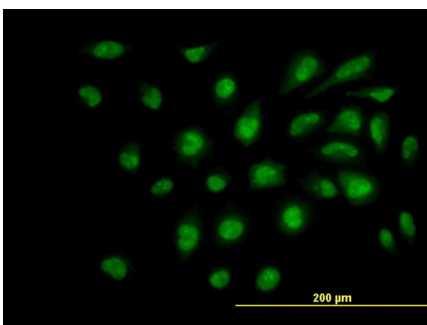
Antibody Reactive Against Recombinant Protein. Western Blot detection against Immunogen (37.51 KDa) .



SUPT5H monoclonal antibody (M01), clone 3F1 Western Blot analysis of SUPT5H expression in HeLa S3 NE ((Cat # AT4108a)



Immunoperoxidase of monoclonal antibody to SUPT5H on formalin-fixed paraffin-embedded human colon. [antibody concentration 3 ug/ml]



Immunofluorescence of monoclonal antibody to SUPT5H on HeLa cell. [antibody concentration 10 ug/ml]