

SURB7 Antibody (monoclonal) (M08)

Mouse monoclonal antibody raised against a full length recombinant SURB7.

Catalog # AT4114a

Product Information


Application	WB, IHC, IF, E
Primary Accession	Q13503
Other Accession	BC008380
Reactivity	Human
Host	mouse
Clonality	monoclonal
Isotype	IgG2a Kappa
Clone Names	3E10
Calculated MW	15564

Additional Information

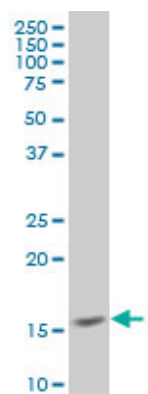
Gene ID	9412
Other Names	Mediator of RNA polymerase II transcription subunit 21, Mediator complex subunit 21, RNA polymerase II holoenzyme component SRB7, RNAPII complex component SRB7, hSrb7, MED21, SRB7, SURB7
Target/Specificity	SURB7 (AAH08380, 1 a.a. ~ 144 a.a) full-length recombinant protein with GST tag. MW of the GST tag alone is 26 KDa.
Dilution	WB~~1:500~1000 IHC~~1:100~500 IF~~1:50~200 E~~N/A
Format	Clear, colorless solution in phosphate buffered saline, pH 7.2 .
Storage	Store at -20°C or lower. Aliquot to avoid repeated freezing and thawing.
Precautions	SURB7 Antibody (monoclonal) (M08) is for research use only and not for use in diagnostic or therapeutic procedures.

References

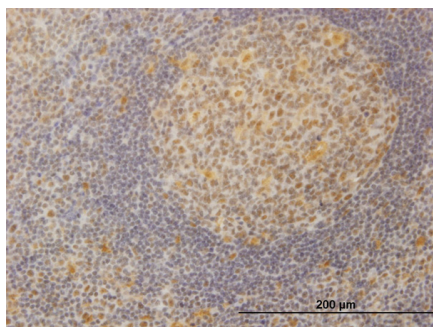
MED1/TRAP220 exists predominantly in a TRAP/ Mediator subpopulation enriched in RNA polymerase II and is required for ER-mediated transcription. Zhang X, et al. Mol Cell, 2005 Jul 1. PMID 15989967. Nucleolar proteome dynamics. Andersen JS, et al. Nature, 2005 Jan 6. PMID 15635413. The status, quality, and expansion of the NIH full-length cDNA project: the Mammalian Gene Collection (MGC). Gerhard DS, et al. Genome Res, 2004 Oct. PMID 15489334. hSrb7, an essential human Mediator component, acts as a coactivator for the thyroid hormone receptor. Nevado J, et al. Mol Cell Endocrinol, 2004 Jul 30. PMID 15249124. A set of consensus mammalian mediator subunits identified by multidimensional protein identification technology. Sato S, et al. Mol Cell, 2004 Jun 4. PMID 15175163.



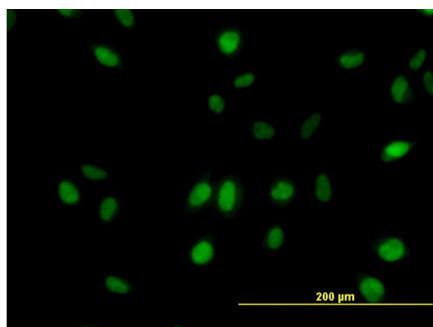
Antibody Reactive Against Recombinant Protein.Western Blot detection against Immunogen (41.58 KDa) .



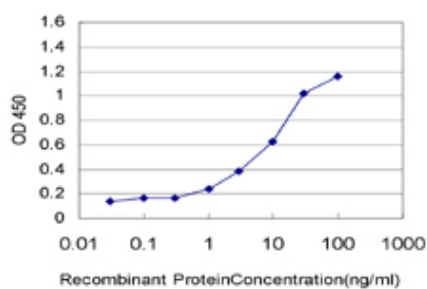
SURB7 monoclonal antibody (M08), clone 3E9 Western Blot analysis of SURB7 expression in HeLa ((Cat # AT4114a)



Immunoperoxidase of monoclonal antibody to SURB7 on formalin-fixed paraffin-embedded human tonsil. [antibody concentration 1.2 ug/ml]



Immunofluorescence of monoclonal antibody to SURB7 on HeLa cell. [antibody concentration 10 ug/ml]



Detection limit for recombinant GST tagged SURB7 is approximately 0.03ng/ml as a capture antibody.

Please note: All products are 'FOR RESEARCH USE ONLY. NOT FOR USE IN DIAGNOSTIC OR THERAPEUTIC PROCEDURES'.