

SYT4 Antibody (monoclonal) (M04)

Mouse monoclonal antibody raised against a partial recombinant SYT4.

Catalog # AT4129a

Product Information


Application	WB, IF, E
Primary Accession	Q9H2B2
Other Accession	NM_020783
Reactivity	Human
Host	mouse
Clonality	monoclonal
Isotype	IgG3 Kappa
Clone Names	5F8
Calculated MW	47958

Additional Information


Gene ID	6860
Other Names	Synaptotagmin-4, Synaptotagmin IV, SytIV, SYT4, KIAA1342
Target/Specificity	SYT4 (NP_065834, 1 a.a. ~ 99 a.a) partial recombinant protein with GST tag. MW of the GST tag alone is 26 KDa.
Dilution	WB~~1:500~1000 IF~~1:50~200 E~~N/A
Format	Clear, colorless solution in phosphate buffered saline, pH 7.2 .
Storage	Store at -20°C or lower. Aliquot to avoid repeated freezing and thawing.
Precautions	SYT4 Antibody (monoclonal) (M04) is for research use only and not for use in diagnostic or therapeutic procedures.

References

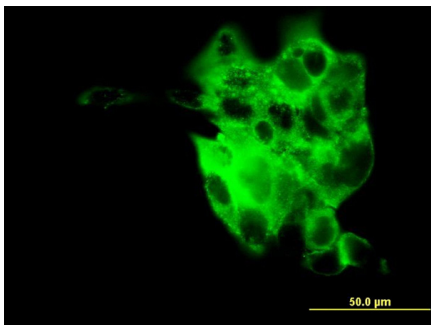
Pharmacogenetics of antipsychotic response in the CATIE trial: a candidate gene analysis. Need AC, et al. Eur J Hum Genet, 2009 Jul. PMID 19156168. Does parental expressed emotion moderate genetic effects in ADHD? An exploration using a genome wide association scan. Sonuga-Barke EJ, et al. Am J Med Genet B Neuropsychiatr Genet, 2008 Dec 5. PMID 18846501. Towards a proteome-scale map of the human protein-protein interaction network. Rual JF, et al. Nature, 2005 Oct 20. PMID 16189514. The status, quality, and expansion of the NIH full-length cDNA project: the Mammalian Gene Collection (MGC). Gerhard DS, et al. Genome Res, 2004 Oct. PMID 15489334. Generation and initial analysis of more than 15,000 full-length human and mouse cDNA sequences. Strausberg RL, et al. Proc Natl Acad Sci U S A, 2002 Dec 24. PMID 12477932.



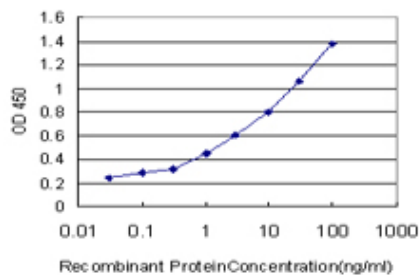
Antibody Reactive Against Recombinant Protein.Western Blot detection against Immunogen (36.63 KDa) .



SYT4 monoclonal antibody (M04), clone 5F8 Western Blot analysis of SYT4 expression in A-431 ((Cat # AT4129a)



Immunofluorescence of monoclonal antibody to SYT4 on A-431 cell. [antibody concentration 10 ug/ml]



Detection limit for recombinant GST tagged SYT4 is approximately 0.03ng/ml as a capture antibody.

Please note: All products are 'FOR RESEARCH USE ONLY. NOT FOR USE IN DIAGNOSTIC OR THERAPEUTIC PROCEDURES'.