

TAF7 Antibody (monoclonal) (M02)

Mouse monoclonal antibody raised against a partial recombinant TAF7.

Catalog # AT4148a

Product Information

Application	WB, E
Primary Accession	Q15545
Other Accession	BC032737
Reactivity	Human
Host	mouse
Clonality	monoclonal
Isotype	IgG2a Kappa
Clone Names	3G6
Calculated MW	40259

Additional Information

Gene ID	6879
Other Names	Transcription initiation factor TFIID subunit 7, RNA polymerase II TBP-associated factor subunit F, Transcription initiation factor TFIID 55 kDa subunit, TAF(II)55, TAFII-55, TAFII55, TAF7, TAF2F, TAFII55
Target/Specificity	TAF7 (AAH32737, 130 a.a. ~ 224 a.a) partial recombinant protein with GST tag. MW of the GST tag alone is 26 KDa.
Dilution	WB~~1:500~1000 E~~N/A
Format	Clear, colorless solution in phosphate buffered saline, pH 7.2 .
Storage	Store at -20°C or lower. Aliquot to avoid repeated freezing and thawing.
Precautions	TAF7 Antibody (monoclonal) (M02) is for research use only and not for use in diagnostic or therapeutic procedures.


Background

The intronless gene for this transcription coactivator is located between the protocadherin beta and gamma gene clusters on chromosome 5. The protein encoded by this gene is a component of the TFIID protein complex, a complex which binds to the TATA box in class II promoters and recruits RNA polymerase II and other factors. This particular subunit interacts with the largest TFIID subunit, as well as multiple transcription activators. The protein is required for transcription by promoters targeted by RNA polymerase II.

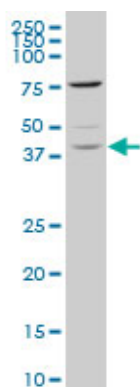
References

TFIID component TAF7 functionally interacts with both TFIIH and P-TEFb. Gegonne A, et al. Proc Natl Acad Sci U S A, 2008 Apr 8. PMID 18391197. Toward a confocal subcellular atlas of the human proteome. Barbe L, et al. Mol Cell Proteomics, 2008 Mar. PMID 18029348. Systematic analysis of the protein interaction network for the human transcription machinery reveals the identity of the 7SK capping enzyme. Jeronimo C, et al. Mol Cell, 2007 Jul 20. PMID 17643375. Presence of the anti-leukemic nucleotide analog, 2-chloro-2'-deoxyadenosine-5'-monophosphate, in a promoter sequence alters DNA binding of TATA-binding protein (TBP). Hartman WR, et al. Arch Biochem Biophys, 2007 Mar 15. PMID 17320040. Global, in vivo, and site-specific phosphorylation dynamics in signaling networks. Olsen JV, et al. Cell, 2006 Nov 3. PMID 17081983.

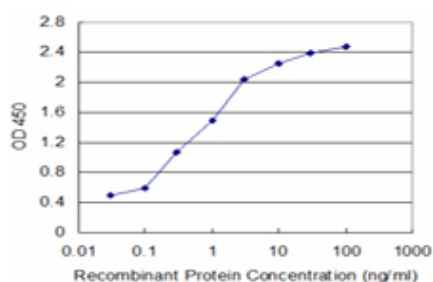
Images



Antibody Reactive Against Recombinant Protein. Western Blot detection against Immunogen (36.08 KDa) .



TAF7 monoclonal antibody (M02), clone 3G6 Western Blot analysis of TAF7 expression in HeLa S3 NE (Cat # AT4148a)



Detection limit for recombinant GST tagged TAF7 is approximately 0.1 ng/ml as a capture antibody.

Please note: All products are 'FOR RESEARCH USE ONLY. NOT FOR USE IN DIAGNOSTIC OR THERAPEUTIC PROCEDURES'.