

# TBC1D8 Antibody (monoclonal) (M02)

Mouse monoclonal antibody raised against a partial recombinant TBC1D8.

Catalog # AT4161a

## Product Information

---

|                          |                           |
|--------------------------|---------------------------|
| <b>Application</b>       | WB, IF, E                 |
| <b>Primary Accession</b> | <a href="#">O95759</a>    |
| <b>Other Accession</b>   | <a href="#">NM_007063</a> |
| <b>Reactivity</b>        | Human                     |
| <b>Host</b>              | mouse                     |
| <b>Clonality</b>         | monoclonal                |
| <b>Isotype</b>           | IgG2a Kappa               |
| <b>Clone Names</b>       | 1A12                      |
| <b>Calculated MW</b>     | 130835                    |

## Additional Information


---

|                           |  |
|---------------------------|--|
| <b>Gene ID</b>            | 11138  |
| <b>Other Names</b>        | TBC1 domain family member 8, AD 3, Vascular Rab-GAP/TBC-containing protein, TBC1D8, VRP                              |
| <b>Target/Specificity</b> | TBC1D8 (NP_008994, 1 a.a. ~ 110 a.a) partial recombinant protein with GST tag. MW of the GST tag alone is 26 KDa.    |
| <b>Dilution</b>           | WB~~1:500~1000 IF~~1:50~200 E~~N/A   |
| <b>Format</b>             | Clear, colorless solution in phosphate buffered saline, pH 7.2 .   |
| <b>Storage</b>            | Store at -20°C or lower. Aliquot to avoid repeated freezing and thawing.   |
| <b>Precautions</b>        | TBC1D8 Antibody (monoclonal) (M02) is for research use only and not for use in diagnostic or therapeutic procedures. |

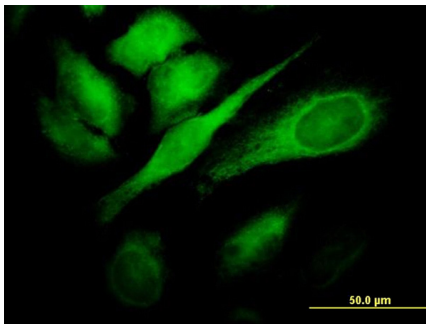
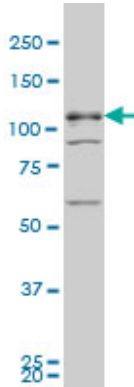
## Images

---

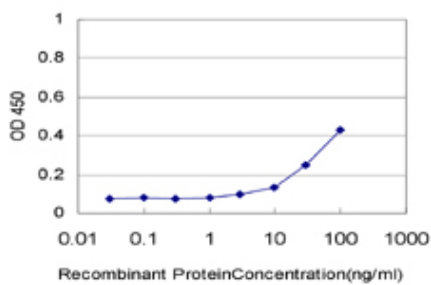
Antibody Reactive Against Recombinant Protein.Western Blot detection against Immunogen (37.84 KDa) .



TBC1D8 monoclonal antibody (M02), clone 1A12 Western Blot analysis of TBC1D8 expression in K-562 ( (Cat # AT4161a )



Immunofluorescence of monoclonal antibody to TBC1D8 on HeLa cell. [antibody concentration 10 ug/ml]



Detection limit for recombinant GST tagged TBC1D8 is approximately 3ng/ml as a capture antibody.

Please note: All products are 'FOR RESEARCH USE ONLY. NOT FOR USE IN DIAGNOSTIC OR THERAPEUTIC PROCEDURES'.